



ENVIRONMENTAL QUALITY APPROPRIATIONS DECISION DOCUMENT

**FY 2017-18
2017 PA 107**

**Comparison of Current Law,
Executive Recommendation,
House Bill 4323 (H-1),
Senate Bill 140 (S-1),
and 2017 PA 107**

**House Appropriations Subcommittee on
Environmental Quality**

Mary Ann Cleary, Director
Austin Scott, Fiscal Analyst
373-8080

Rep. Mary Whiteford, Chair
Rep. Scott VanSingel, Majority Vice-Chair
Rep. Rob VerHeulen
Rep. Roger Victory
Rep. Yousef Rabhi, Minority Vice-Chair
Rep. Jon Hoadley

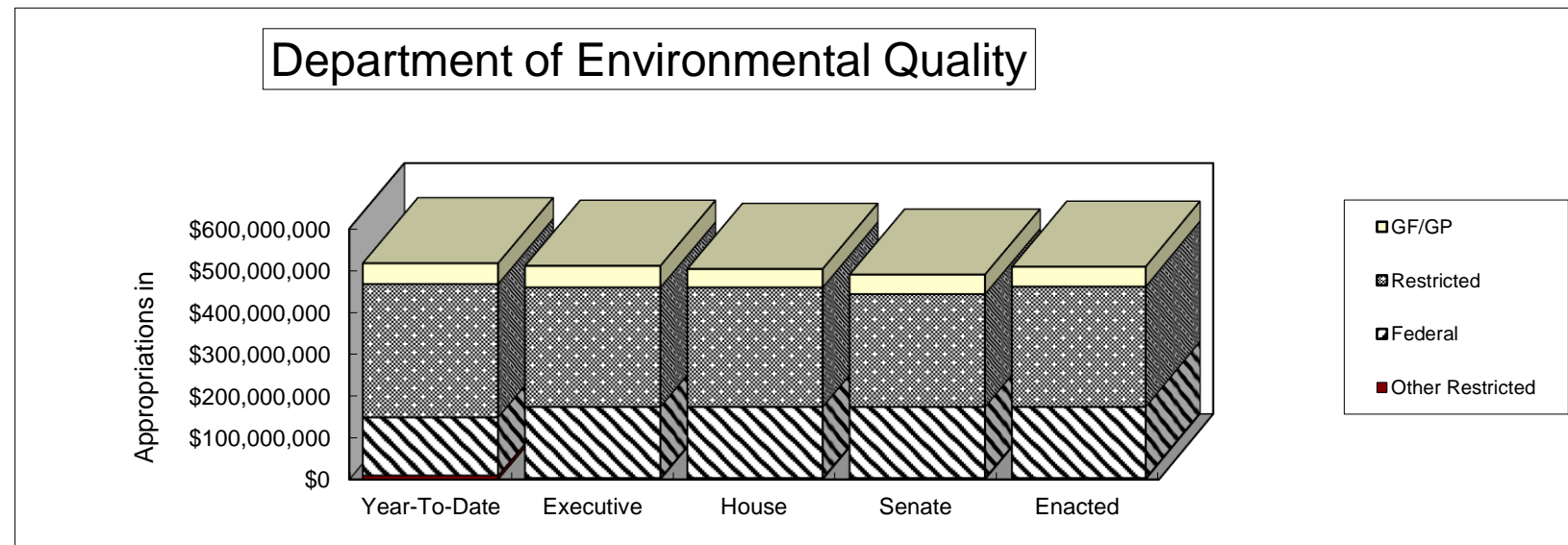
Analyst: Austin Scott
 Phone: 517-373-8080

Last Revised: 09/11/2017
 11:47 AM

DEQ - 2017 PA 107

FY 2017-18 SUMMARY

	Current Year Appropriations	Department of Environmental Quality Appropriations			
		FISCAL YEAR 2017-18			
		EXECUTIVE	HOUSE	SENATE	ENACTED
FTE - Unclassified	6.0	6.0	6.0	6.0	6.0
FTE - Classified	1,237.0	1,254.0	1,227.0	1,230.0	1,239.0
Gross	\$517,036,400	\$510,842,000	\$503,500,300	\$490,003,200	\$508,767,700
IDG/IDT	9,225,700	3,100,500	3,100,500	3,100,500	3,100,500
Adj. Gross	\$507,810,700	\$507,741,500	\$500,399,800	\$486,902,700	\$505,667,200
Federal	139,022,800	170,042,600	170,042,600	170,042,600	170,042,600
Local	0	0	0	0	0
Private	555,300	555,300	555,300	555,300	555,300
Restricted	318,959,200	285,825,300	285,825,300	269,802,400	287,825,300
GF/GP	\$49,273,400	\$51,318,300	\$43,976,600	\$46,502,400	\$47,244,000



Note: Other Restricted includes IDGs, Local, and Private funding



DEPARTMENT OF ENVIRONMENTAL QUALITY

Analyst:
Austin Scott
Phone: 373-8080

Changes from Year-To-Date

	Funding Source	YEAR-TO-DATE	Changes from Year-To-Date			
			EXECUTIVE	HOUSE	SENATE	ENACTED
DEPARTMENT OF ENVIRONMENTAL QUALITY						
EXECUTIVE OPERATIONS						
1. Unclassified Salaries						
	FTEs	6.0	0.0	0.0	0.0	0.0
	Gross	\$754,000	\$22,600	\$22,600	\$22,600	\$22,600
	Restricted	537,300	16,100	16,100	16,100	16,100
	GF/GP	\$216,700	\$6,500	\$6,500	\$6,500	\$6,500
A. Economics Adjustments: Executive increases line item by \$22,600 Gross for economic adjustments.	Gross		\$22,600	\$22,600	\$22,600	\$22,600
	Restricted		16,100	16,100	16,100	16,100
	GF/GP		\$6,500	\$6,500	\$6,500	\$6,500
LINE ITEM SUBTOTAL	FTEs		6.0	6.0	6.0	6.0
	Gross		\$776,600	\$776,600	\$776,600	\$776,600
	Restricted		553,400	553,400	553,400	553,400
	GF/GP		\$223,200	\$223,200	\$223,200	\$223,200
2. Executive Direction						
	FTEs	13.0	0.0	0.0	0.0	0.0
	Gross	\$2,099,400	\$18,400	\$18,400	\$18,400	\$18,400
	Federal	\$27,600	\$0	\$0	\$0	\$0
	Restricted	780,200	5,400	5,400	5,400	5,400
	GF/GP	\$1,291,600	\$13,000	\$13,000	\$13,000	\$13,000
A. Economics Adjustments: Executive increases line item by \$18,400 Gross for economic adjustments.	Gross		\$18,400	\$18,400	\$18,400	\$18,400
	Restricted		5,400	5,400	5,400	5,400
	GF/GP		\$13,000	\$13,000	\$13,000	\$13,000



DEPARTMENT OF ENVIRONMENTAL QUALITY

Analyst:
Austin Scott
Phone: 373-8080

Changes from Year-To-Date

	Funding Source	YEAR-TO-DATE	Changes from Year-To-Date			
			EXECUTIVE	HOUSE	SENATE	ENACTED
LINE ITEM SUBTOTAL	FTEs		13.0	13.0	13.0	13.0
	Gross		\$2,117,800	\$2,117,800	\$2,117,800	\$2,117,800
	Federal		27,600	27,600	27,600	27,600
	Restricted		785,600	785,600	785,600	785,600
	GF/GP		\$1,304,600	\$1,304,600	\$1,304,600	\$1,304,600
EXECUTIVE OPERATIONS SUBTOTAL	FTEs		19.0	19.0	19.0	19.0
	Gross		\$2,894,400	\$2,894,400	\$2,894,400	\$2,894,400
	Federal		27,600	27,600	27,600	27,600
	Restricted		1,339,000	1,339,000	1,339,000	1,339,000
	GF/GP		\$1,527,800	\$1,527,800	\$1,527,800	\$1,527,800
OFFICE OF THE GREAT LAKES	FTEs	12.0	(1.0)	(1.0)	(1.0)	(1.0)
1. Office of Great Lakes	Gross	\$2,170,700	(\$137,000)	(\$137,000)	(\$137,000)	(\$137,000)
	Federal	787,900	5,700	5,700	5,700	5,700
	Restricted	483,100	1,700	1,700	1,700	1,700
	GF/GP	\$899,700	(\$144,400)	(\$144,400)	(\$144,400)	(\$144,400)
A. Economics Adjustments: Executive increases line item by \$15,700 Gross for economic adjustments.	Gross		\$15,700	\$15,700	\$15,700	\$15,700
	Federal		5,700	5,700	5,700	5,700
	Restricted		1,700	1,700	1,700	1,700
	GF/GP		\$8,300	\$8,300	\$8,300	\$8,300
B. One-time reduction: Executive decreases line item by 1.0 FTE and \$152,700 GF/GP to help create Communications & Community Outreach Program.	FTEs		(1.0)	(1.0)	(1.0)	(1.0)
	Gross		(\$152,700)	(\$152,700)	(\$152,700)	(\$152,700)
	GF/GP		(152,700)	(152,700)	(152,700)	(152,700)



DEPARTMENT OF ENVIRONMENTAL QUALITY

Analyst:
Austin Scott
Phone: 373-8080

Changes from Year-To-Date

	Funding Source	YEAR-TO-DATE	Changes from Year-To-Date			
			EXECUTIVE	HOUSE	SENATE	ENACTED
LINE ITEM SUBTOTAL	FTEs		11.0	11.0	11.0	11.0
	Gross		\$2,033,700	\$2,033,700	\$2,033,700	\$2,033,700
	Federal		793,600	793,600	793,600	793,600
	Restricted		484,800	484,800	484,800	484,800
	GF/GP		\$755,300	\$755,300	\$755,300	\$755,300
2. Coastal Management Grants	Gross	\$1,250,000	\$0	\$0	\$0	\$0
	Federal	1,250,000	0	0	0	0
A. Executive makes no change to this line item.	Gross		\$0	\$0	\$0	\$0
	Federal		0	0	0	0
LINE ITEM SUBTOTAL	Gross		\$1,250,000	\$1,250,000	\$1,250,000	\$1,250,000
	Federal		1,250,000	1,250,000	1,250,000	1,250,000
OFFICE OF GREAT LAKES SUBTOTAL	FTEs		11.0	11.0	11.0	11.0
	Gross		\$3,283,700	\$3,283,700	\$3,283,700	\$3,283,700
	Federal		2,043,600	2,043,600	2,043,600	2,043,600
	Restricted		484,800	484,800	484,800	484,800
	GF/GP		\$755,300	\$755,300	\$755,300	\$755,300
GREAT LAKES RESTORATION INITIATIVE	FTEs	6.0	0.0	0.0	0.0	0.0
	Gross	\$15,090,700	\$4,900	\$4,900	\$4,900	\$4,900
	Federal	15,090,700	4,900	4,900	4,900	4,900
A. Economics Adjustments: Executive increases line item by \$4,900 Gross for economic adjustments.	Gross		\$4,900	\$4,900	\$4,900	\$4,900
	Federal		4,900	4,900	4,900	4,900
LINE ITEM SUBTOTAL	FTEs		6.0	6.0	6.0	6.0
	Gross		\$15,095,600	\$15,095,600	\$15,095,600	\$15,095,600
	Federal		15,095,600	15,095,600	15,095,600	15,095,600



DEPARTMENT OF ENVIRONMENTAL QUALITY

Analyst:
Austin Scott
Phone: 373-8080

Changes from Year-To-Date

	Funding Source	YEAR-TO-DATE	Changes from Year-To-Date			
			EXECUTIVE	HOUSE	SENATE	ENACTED
DEPARTMENT SUPPORT SERVICES						
1. Central Support Services						
	FTEs	34.0	0.0	0.0	0.0	0.0
	Gross	\$4,147,800	\$36,300	\$36,300	\$36,300	\$3,036,300
	IDG	169,000	(114,500)	(114,500)	(114,500)	(114,500)
	Restricted	3,582,800	148,400	148,400	148,400	3,148,400
	GF/GP	\$396,000	\$2,400	\$2,400	\$2,400	\$2,400
A. Economics Adjustments: Executive increases line item by \$36,300 Gross for economic adjustments.	Gross		\$36,300	\$36,300	\$36,300	\$36,300
	IDG		2,900	2,900	2,900	2,900
	Restricted		31,000	31,000	31,000	31,000
	GF/GP		\$2,400	\$2,400	\$2,400	\$2,400
B. Technical Adjustments: Executive changes IDG/IDT to restricted fund source.	Gross		\$0	\$0	\$0	\$0
	IDG		(117,400)	(117,400)	(117,400)	(117,400)
	Restricted		117,400	117,400	117,400	117,400
C. Ongoing increase: Enacted adds \$3.0 million from Lawsuit Settlement Proceeds Fund for departmental legal costs.	Gross		\$0	\$0	\$0	\$3,000,000
	Restricted		0	0	0	3,000,000
LINE ITEM SUBTOTAL	FTEs		34.0	34.0	34.0	34.0
	Gross		\$4,184,100	\$4,184,100	\$4,184,100	\$7,184,100
	IDG		54,500	54,500	54,500	\$54,500
	Restricted		3,731,200	3,731,200	3,731,200	6,731,200
	GF/GP		\$398,400	\$398,400	\$398,400	\$398,400

DEPARTMENT OF ENVIRONMENTAL QUALITY

Analyst:
Austin Scott
Phone: 373-8080

Changes from Year-To-Date

	Funding Source	YEAR-TO-DATE	Changes from Year-To-Date			
			EXECUTIVE	HOUSE	SENATE	ENACTED
2. Administrative Hearings	Gross	\$381,200	\$2,700	\$2,700	\$2,700	\$2,700
	Restricted	381,200	2,700	2,700	2,700	2,700
A. Economics Adjustments: Executive increases line item by \$5,400 Gross for economic adjustments.	Gross		\$5,400	\$5,400	\$5,400	\$5,400
	Restricted		5,400	5,400	5,400	5,400
B. Technical Adjustments: Executive decreases line item by \$2,700 to reflect available funding.	Gross		(\$2,700)	(\$2,700)	(\$2,700)	(\$2,700)
	Restricted		(2,700)	(2,700)	(2,700)	(2,700)
LINE ITEM SUBTOTAL	Gross		\$383,900	\$383,900	\$383,900	\$383,900
	Restricted		383,900	383,900	383,900	383,900
3. Automated Data Processing	Gross	\$2,053,400	(\$2,053,400)	(\$2,053,400)	(\$2,053,400)	(\$2,053,400)
	IDT	2,053,400	(2,053,400)	(2,053,400)	(2,053,400)	(2,053,400)
A. Technical Adjustments: Executive decreases line item by \$2.1 million Gross to transfer funding to new facilities management line.	Gross		(\$2,053,400)	(\$2,053,400)	(\$2,053,400)	(\$2,053,400)
	IDT		(2,053,400)	(2,053,400)	(2,053,400)	(2,053,400)
LINE ITEM SUBTOTAL	Gross		\$0	\$0	\$0	\$0
	IDT		0	0	0	0
4. Building Occupancy Charges (BOC)	Gross	\$6,823,400	\$247,100	\$247,100	\$247,100	\$247,100
NOTE: Executive, Senate, and Enacted roll up BOC with Rent-Privately owned property and renames "Property Management"	Restricted	5,245,800	189,900	189,900	189,900	189,900
	GF/GP	\$1,577,600	57,200	57,200	57,200	57,200
A. Economics Adjustments: Executive increases line item by \$163,800 Gross for economic adjustments.	Gross		\$163,800	\$163,800	\$163,800	\$163,800
	Restricted		127,200	127,200	127,200	127,200
	GF/GP		\$36,600	\$36,600	\$36,600	\$36,600
B. Technical Adjustments: Executive increases line item by \$83,300 to reflect available funding.	Gross		\$83,300	\$83,300	\$83,300	\$83,300
	Restricted		62,700	62,700	62,700	62,700
	GF/GP		\$20,600	\$20,600	\$20,600	\$20,600



DEPARTMENT OF ENVIRONMENTAL QUALITY

Analyst:
Austin Scott
Phone: 373-8080

Changes from Year-To-Date

	Funding Source	YEAR-TO-DATE	Changes from Year-To-Date			
			EXECUTIVE	HOUSE	SENATE	ENACTED
LINE ITEM SUBTOTAL	Gross		\$7,070,500	\$7,070,500	\$7,070,500	\$7,070,500
	Restricted		5,435,700	5,435,700	5,435,700	5,435,700
	GF/GP		\$1,634,800	\$1,634,800	\$1,634,800	\$1,634,800
5. Environmental Support Projects	Gross	\$5,000,000	\$0	\$0	\$0	\$0
	Restricted	5,000,000	0	0	0	0
A. Executive makes no change to line item.						
LINE ITEM SUBTOTAL	Gross		\$5,000,000	\$5,000,000	\$5,000,000	\$5,000,000
	Restricted		5,000,000	5,000,000	5,000,000	5,000,000
6. Rent - Privately Owned Property	Gross	\$0	\$0	\$0	\$0	\$0
NOTE: Executive, Senate, and Enacted roll up BOC with Rent-Privately owned property and renames "Property Management"	Restricted	0	0	0	0	0
	GF/GP	\$0	\$0	\$0	\$0	\$0
	Gross		\$0	\$0	\$0	\$0
	Restricted		0	0	0	0
	GF/GP		\$0	\$0	\$0	\$0
LINE ITEM SUBTOTAL	Gross		\$0	\$0	\$0	\$0
	Restricted		0	0	0	0
	GF/GP		\$0	\$0	\$0	\$0
7. Accounting Service Center	Gross	\$1,391,400	\$9,900	\$9,900	\$9,900	\$9,900
	IDG	44,400	(37,900)	(37,900)	(37,900)	(37,900)
	Restricted	1,231,800	43,900	43,900	43,900	43,900
	GF/GP	\$115,200	\$3,900	\$3,900	\$3,900	\$3,900
A. Economics Adjustments: Executive increases line item by \$15,900 Gross for economic adjustments.	Gross		\$15,900	\$15,900	\$15,900	\$15,900
	Restricted		12,000	12,000	12,000	12,000
	GF/GP		\$3,900	\$3,900	\$3,900	\$3,900
B. Technical Adjustments: Executive decreases line item by \$6,000 to reflect available funding.	Gross		(\$6,000)	(\$6,000)	(\$6,000)	(\$6,000)
	Restricted		(6,000)	(6,000)	(6,000)	(6,000)
C. Technical Adjustments: Executive changes IDG/IDT to restricted	Gross		\$0	\$0	\$0	\$0



DEPARTMENT OF ENVIRONMENTAL QUALITY

Analyst:
Austin Scott
Phone: 373-8080

Changes from Year-To-Date

	Funding Source	YEAR-TO-DATE	Changes from Year-To-Date			
			EXECUTIVE	HOUSE	SENATE	ENACTED
fund source.	IDG Restricted		(37,900) 37,900	(37,900) 37,900	(37,900) 37,900	(37,900) 37,900
LINE ITEM TOTAL	Gross		\$1,401,300	\$1,401,300	\$1,401,300	\$1,401,300
	IDG		6,500	6,500	6,500	\$6,500
	Restricted		1,275,700	1,275,700	1,275,700	1,275,700
	GF/GP		\$119,100	\$119,100	\$119,100	\$119,100
8. Communications and Community Outreach	Gross	\$0	\$1,013,800	\$0	\$1,013,800	\$655,400
	FTEs	0.0	5.0	0.0	5.0	4.0
	GF/GP	0	1,013,800	0	1,013,800	655,400
A. On-going increases: Executive increases line item by 5.0 FTEs and \$1.0 million Gross to create program. House does not include increase. Enacted increases line item by 4.0 FTEs and \$655,400 Gross.	Gross		\$1,013,800	\$0	\$1,013,800	\$655,400
	FTEs		5.0	0.0	5.0	4.0
	GF/GP		1,013,800	0	1,013,800	655,400
LINE ITEM SUBTOTAL	Gross		\$1,013,800	\$0	\$1,013,800	\$655,400
	FTEs		5.0	0.0	5.0	4.0
	GF/GP		1,013,800	0	1,013,800	655,400
9. Facilities Management	Gross	\$0	\$1,000,000	\$1,000,000	\$1,000,000	\$1,000,000
	Restricted	0	950,700	950,700	950,700	950,700
	GF/GP	\$0	\$49,300	\$49,300	\$49,300	\$49,300
A. Technical Adjustments: Executive increases line item by \$1.0 million Gross with funding transferred from automated data processing.	Gross		\$1,000,000	\$1,000,000	\$1,000,000	\$1,000,000
	Restricted		950,700	950,700	950,700	950,700
	GF/GP		\$49,300	\$49,300	\$49,300	\$49,300
LINE ITEM SUBTOTAL	Gross		\$1,000,000	\$1,000,000	\$1,000,000	\$1,000,000
	Restricted		950,700	950,700	950,700	950,700
	GF/GP		\$49,300	\$49,300	\$49,300	\$49,300
DEPARTMENT SUPPORT SERVICES SUBTOTAL	FTEs		39.0	34.0	39.0	38.0
	Gross		\$20,053,600	\$19,039,800	\$20,053,600	\$22,695,200
	IDG/IDT		61,000	61,000	61,000	61,000
	Restricted		16,777,200	16,777,200	16,777,200	19,777,200



DEPARTMENT OF ENVIRONMENTAL QUALITY

Analyst:
Austin Scott
 Phone: 373-8080

**Funding
 Source**

**YEAR-TO-
 DATE**

Changes from Year-To-Date

EXECUTIVE

HOUSE

SENATE

ENACTED

GF/GP

\$3,215,400

\$2,201,600

\$3,215,400

\$2,857,000



DEPARTMENT OF ENVIRONMENTAL QUALITY

Analyst:
Austin Scott
Phone: 373-8080

Changes from Year-To-Date

	Funding Source	YEAR-TO-DATE	Changes from Year-To-Date			
			EXECUTIVE	HOUSE	SENATE	ENACTED
OFFICE OF ENVIRONMENTAL ASSISTANCE						
1. Office of Environmental Assistance						
	FTEs	38.0	(1.0)	(1.0)	(1.0)	(1.0)
	Gross	\$6,257,700	(\$117,000)	(\$117,000)	(\$117,000)	(\$117,000)
	Private	364,200	0	0	0	0
	Federal	704,800	(100)	(100)	(100)	(100)
	Restricted	2,321,200	10,500	10,500	10,500	10,500
	GF/GP	\$2,867,500	(\$127,400)	(\$127,400)	(\$127,400)	(\$127,400)
A. Economics Adjustments: Executive increases line item by \$35,700 Gross for economic adjustments.	Gross		\$35,700	\$35,700	\$35,700	\$35,700
	Federal		(100)	(100)	(100)	(100)
	Restricted		10,500	10,500	10,500	10,500
	GF/GP		\$25,300	\$25,300	\$25,300	\$25,300
B. One-time reduction: Executive decreases line item by 1.0 FTE and \$152,700 GF/GP to help create Communications & Community Outreach Program.	FTEs		(1.0)	(1.0)	(1.0)	(1.0)
	Gross		(\$152,700)	(\$152,700)	(\$152,700)	(\$152,700)
	GF/GP		(\$152,700)	(\$152,700)	(\$152,700)	(\$152,700)
LINE ITEM TOTAL	FTEs		37.0	37.0	37.0	37.0
	Gross		\$6,140,700	\$6,140,700	\$6,140,700	\$6,140,700
	Federal		704,700	704,700	704,700	\$704,700
	Private		364,200	364,200	364,200	364,200
	Restricted		2,331,700	2,331,700	2,331,700	2,331,700
	GF/GP		\$2,740,100	\$2,740,100	\$2,740,100	\$2,740,100



DEPARTMENT OF ENVIRONMENTAL QUALITY

Analyst:
Austin Scott
Phone: 373-8080

Changes from Year-To-Date

	Funding Source	YEAR-TO-DATE	Changes from Year-To-Date			
			EXECUTIVE	HOUSE	SENATE	ENACTED
2. Pollution Prevention Local Grants	Gross	\$250,000	\$0	\$0	\$0	\$0
	Restricted	250,000	0	0	0	0
A. Executive makes no changes to line item.	Gross		\$0	\$0	\$0	\$0
	Restricted		0	0	0	0
LINE ITEM SUBTOTAL	Gross		\$250,000	\$250,000	\$250,000	\$250,000
	Restricted		\$250,000	250,000	250,000	250,000
OFFICE OF ENVIRONMENTAL ASSISTANCE SUBTOTAL	FTEs		37.0	37.0	37.0	37.0
	Gross		\$6,390,700	\$6,390,700	\$6,390,700	\$6,390,700
	Federal		704,700	704,700	704,700	\$704,700
	Private		364,200	364,200	364,200	364,200
	Restricted		2,581,700	2,581,700	2,581,700	2,581,700
	GF/GP		\$2,740,100	\$2,740,100	\$2,740,100	\$2,740,100



DEPARTMENT OF ENVIRONMENTAL QUALITY

Analyst:
Austin Scott
Phone: 373-8080

Changes from Year-To-Date

	Funding Source	YEAR-TO-DATE	Changes from Year-To-Date				
			EXECUTIVE	HOUSE	SENATE	ENACTED	
WATER RESOURCE DIVISION							
1. Land and Water Interface Permit Program							
	FTEs	82.0	0.0	0.0	0.0	0.0	0.0
	Gross	\$11,659,600	\$11,900	\$11,900	\$11,900	\$11,900	\$11,900
	IDG	1,249,000	10,800	10,800	10,800	10,800	10,800
	Federal	2,061,000	10,700	10,700	10,700	10,700	10,700
	Restricted	2,340,700	(31,900)	(31,900)	(31,900)	(31,900)	(31,900)
	GF/GP	\$6,008,900	\$22,300	\$22,300	\$22,300	\$22,300	\$22,300
A. Economics Adjustments: Executive increases line item by \$92,500 Gross for economic adjustments.	Gross		\$92,500	\$92,500	\$92,500	\$92,500	\$92,500
	IDG		10,800	10,800	10,800	10,800	10,800
	Federal		10,700	10,700	10,700	10,700	10,700
	Restricted		18,600	18,600	18,600	18,600	18,600
	GF/GP		\$52,400	\$52,400	\$52,400	\$52,400	\$52,400
B. Technical Adjustments: Executive decreases line item by \$80,600 Gross to transfer appropriation to new facilities management line item.	Gross		(\$80,600)	(\$80,600)	(\$80,600)	(\$80,600)	(\$80,600)
	IDG		0	0	0	0	0
	Federal		0	0	0	0	0
	Restricted		(50,500)	(50,500)	(50,500)	(50,500)	(50,500)
	GF/GP		(\$30,100)	(\$30,100)	(\$30,100)	(\$30,100)	(\$30,100)



DEPARTMENT OF ENVIRONMENTAL QUALITY

Analyst:
Austin Scott
Phone: 373-8080

Changes from Year-To-Date

	Funding Source	YEAR-TO-DATE	Changes from Year-To-Date			
			EXECUTIVE	HOUSE	SENATE	ENACTED
LINE ITEM SUBTOTAL	FTEs		82.0	82.0	82.0	82.0
	Gross		\$11,671,500	\$11,671,500	\$11,671,500	\$11,671,500
	IDG		1,259,800	1,259,800	1,259,800	1,259,800
	Federal		2,071,700	2,071,700	2,071,700	2,071,700
	Restricted		2,308,800	2,308,800	2,308,800	2,308,800
	GF/GP		\$6,031,200	\$6,031,200	\$6,031,200	\$6,031,200
2. Program Direction and Project Assistance	FTEs	27.0	0.0	0.0	0.0	0.0
	Gross	\$3,030,700	\$24,400	\$24,400	\$24,400	\$24,400
	Federal	774,700	5,800	5,800	5,800	5,800
	Restricted	4,400	0	0	0	0
	GF/GP	\$2,251,600	\$18,600	\$18,600	\$18,600	\$18,600
A. Economics Adjustments: Executive increases line item by \$24,400 Gross for economic adjustments.	Gross		\$24,400	\$24,400	\$24,400	\$24,400
	Federal		5,800	5,800	5,800	5,800
	GF/GP		\$18,600	\$18,600	\$18,600	\$18,600
LINE ITEM SUBTOTAL	FTEs		27.0	27.0	27.0	27.0
	Gross		\$3,055,100	\$3,055,100	\$3,055,100	\$3,055,100
	Federal		780,500	780,500	780,500	780,500
	Restricted		4,400	4,400	4,400	4,400
	GF/GP		\$2,270,200	\$2,270,200	\$2,270,200	\$2,270,200
3. Water Withdrawal Assessment Program	FTEs	4.0	0.0	0.0	0.0	0.0
	Gross	\$1,423,500	\$5,100	\$5,100	\$5,100	\$5,100



DEPARTMENT OF ENVIRONMENTAL QUALITY

Analyst:
Austin Scott
Phone: 373-8080

Changes from Year-To-Date

	Funding Source	YEAR-TO-DATE	Changes from Year-To-Date			
			EXECUTIVE	HOUSE	SENATE	ENACTED
A. Economics Adjustments: Executive increases line item by \$5,100 Gross for economic adjustments.	Restricted GF/GP	1,045,100 \$378,400	1,600 3,500	1,600 3,500	1,600 3,500	1,600 3,500
	Gross		\$5,100	\$5,100	\$5,100	\$5,100
	Restricted GF/GP		1,600 \$3,500	1,600 \$3,500	1,600 \$3,500	1,600 \$3,500
LINE ITEM SUBTOTAL	FTEs Gross Restricted GF/GP		4.0 \$1,428,600 1,046,700 \$381,900	4.0 \$1,428,600 1,046,700 \$381,900	4.0 \$1,428,600 1,046,700 \$381,900	4.0 \$1,428,600 1,046,700 \$381,900
4. Expedited Water/Wastewater Permits	FTEs Gross Restricted	1.0 \$50,900 50,900	0.0 \$0 0	0.0 \$0 0	0.0 \$0 0	0.0 \$0 0
A. Executive makes no change to this line item.	Gross Restricted		\$0 0	\$0 0	\$0 0	\$0 0



DEPARTMENT OF ENVIRONMENTAL QUALITY

Analyst:
Austin Scott
Phone: 373-8080

Changes from Year-To-Date

	Funding Source	YEAR-TO-DATE	Changes from Year-To-Date			
			EXECUTIVE	HOUSE	SENATE	ENACTED
LINE ITEM SUBTOTAL	FTEs		1.0	1.0	1.0	1.0
	Gross		\$50,900	\$50,900	\$50,900	\$50,900
	Restricted		50,900	50,900	50,900	50,900
5. Fish Contaminant Monitoring	Gross	\$316,100	\$0	\$0	\$0	\$0
	Restricted	316,100	0	0	0	0
A. Executive makes no changes to this line item.	Gross		\$0	\$0	\$0	\$0
	Restricted		0	0	0	0
LINE ITEM SUBTOTAL	Gross		\$316,100	\$316,100	\$316,100	\$316,100
	Restricted		\$316,100	316,100	316,100	316,100
6. Groundwater Discharge	FTEs	22.0	0.0	0.0	0.0	0.0
	Gross	\$3,215,900	(\$1,100)	(\$1,100)	(\$1,100)	(\$1,100)
	Restricted	1,472,900	(15,600)	(15,600)	(15,600)	(15,600)
	GF/GP	\$1,743,000	\$14,500	\$14,500	\$14,500	\$14,500
A. Economics Adjustments: Executive increases line item by \$23,500 Gross for economic adjustments.	Gross		\$23,500	\$23,500	\$23,500	\$23,500
	Restricted		9,000	9,000	9,000	9,000
	GF/GP		\$14,500	\$14,500	\$14,500	\$14,500
B. Technical Adjustments: Executive decreases line item by \$24,600 Gross to transfer appropriation to new facilities management line item.	Gross		(\$24,600)	(\$24,600)	(\$24,600)	(\$24,600)
	Restricted		(24,600)	(24,600)	(24,600)	(24,600)
	GF/GP		\$0	\$0	\$0	\$0
LINE ITEM SUBTOTAL	FTEs		22.0	22.0	22.0	22.0
	Gross		\$3,214,800	\$3,214,800	\$3,214,800	\$3,214,800
	Restricted		1,457,300	1,457,300	1,457,300	1,457,300
	GF/GP		\$1,757,500	\$1,757,500	\$1,757,500	\$1,757,500



DEPARTMENT OF ENVIRONMENTAL QUALITY

Analyst:
Austin Scott
Phone: 373-8080

Changes from Year-To-Date

	Funding Source	YEAR-TO-DATE	Changes from Year-To-Date			
			EXECUTIVE	HOUSE	SENATE	ENACTED
7. NPDES Nonstormwater Program	FTEs	83.0	0.0	0.0	0.0	0.0
	Gross	\$13,003,900	\$56,700	\$56,700	\$56,700	\$56,700
	Federal	\$6,547,500	\$51,900	\$51,900	\$51,900	\$51,900
	Restricted	4,144,500	(11,400)	(11,400)	(11,400)	(11,400)
	GF/GP	\$2,311,900	16,200	16,200	16,200	16,200
A. Economics Adjustments: Executive increases line item by \$85,500 Gross for economic adjustments.	Gross		\$85,500	\$85,500	\$85,500	\$85,500
	Federal		51,900	51,900	51,900	51,900
	Restricted		17,400	17,400	17,400	17,400
	GF/GP		\$16,200	\$16,200	\$16,200	\$16,200
B. Technical Adjustments: Executive decreases line item by \$28,800 Gross to transfer appropriation to new facilities management line item.	Gross		(\$28,800)	(\$28,800)	(\$28,800)	(\$28,800)
	Restricted		(28,800)	(28,800)	(28,800)	(28,800)
	GF/GP		\$0	\$0	\$0	\$0
LINE ITEM SUBTOTAL	FTEs		83.0	83.0	83.0	83.0
	Gross		\$13,060,600	\$13,060,600	\$13,060,600	\$13,060,600
	Federal		6,599,400	6,599,400	6,599,400	6,599,400
	Restricted		4,133,100	4,133,100	4,133,100	4,133,100
	GF/GP		\$2,328,100	\$2,328,100	\$2,328,100	\$2,328,100



DEPARTMENT OF ENVIRONMENTAL QUALITY

Analyst:
Austin Scott
Phone: 373-8080

Changes from Year-To-Date

	Funding Source	YEAR-TO-DATE	Changes from Year-To-Date			
			EXECUTIVE	HOUSE	SENATE	ENACTED
8. Surface Water	FTEs	86.0	0.0	0.0	0.0	0.0
	Gross	\$15,871,800	(\$314,800)	(\$314,800)	(\$314,800)	(\$314,800)
	Federal	\$5,428,800	721,300	721,300	721,300	721,300
	Restricted	8,086,400	(1,055,800)	(1,055,800)	(1,055,800)	(1,055,800)
	GF/GP	\$2,356,600	19,700	19,700	19,700	19,700
A. Economics Adjustments: Executive increases line item by \$87,000 Gross for economic adjustments.	Gross		\$87,000	\$87,000	\$87,000	\$87,000
	Federal		39,100	39,100	39,100	39,100
	Restricted		28,200	28,200	28,200	28,200
	GF/GP		\$19,700	\$19,700	\$19,700	\$19,700
B. Technical Adjustments: Executive decreases line item by \$401,800 Gross to transfer appropriation to new facilities management line item and to reflect available funding.	Gross		(\$401,800)	(\$401,800)	(\$401,800)	(\$401,800)
	Federal		682,200	682,200	682,200	682,200
	Restricted		(1,084,000)	(1,084,000)	(1,084,000)	(1,084,000)



DEPARTMENT OF ENVIRONMENTAL QUALITY

Analyst:
Austin Scott
Phone: 373-8080

Changes from Year-To-Date

	Funding Source	YEAR-TO-DATE	Changes from Year-To-Date			
			EXECUTIVE	HOUSE	SENATE	ENACTED
LINE ITEM SUBTOTAL	FTEs		86.0	86.0	86.0	86.0
	Gross		\$15,557,000	\$15,557,000	\$15,557,000	\$15,557,000
	Federal		6,150,100	6,150,100	6,150,100	6,150,100
	Restricted		7,030,600	7,030,600	7,030,600	7,030,600
	GF/GP		\$2,376,300	\$2,376,300	\$2,376,300	\$2,376,300
9. Federal - Great Lakes Remedial Action Plan Grants	Gross	\$583,800	\$0	\$0	\$0	\$0
	Federal	583,800	0	0	0	0
A. Executive makes no change to this line item.	Gross		\$0	\$0	\$0	\$0
	Federal		0	0	0	0
LINE ITEM SUBTOTAL	Gross		\$583,800	\$583,800	\$583,800	\$583,800
	Federal		\$583,800	583,800	583,800	583,800
10. Federal - Nonpoint Source Water Pollution Grants	Gross	\$4,083,300	\$0	\$0	\$0	\$0
	Federal	4,083,300	0	0	0	0
A. Executive makes no change to this line item.	Gross		\$0	\$0	\$0	\$0
	Federal		0	0	0	0
LINE ITEM SUBTOTAL	Gross		\$4,083,300	\$4,083,300	\$4,083,300	\$4,083,300
	Federal		\$4,083,300	4,083,300	4,083,300	4,083,300
11. Water Quality Protection Grants	Gross	\$100,000	\$0	\$0	\$0	\$0
	Restricted	100,000	0	0	0	0
A. Executive makes no changes to this line item.	Gross		\$0	\$0	\$0	\$0
	Restricted		0	0	0	0
LINE ITEM SUBTOTAL	Gross		\$100,000	\$100,000	\$100,000	\$100,000
	Restricted		\$100,000	100,000	100,000	100,000



DEPARTMENT OF ENVIRONMENTAL QUALITY

Analyst:
Austin Scott
Phone: 373-8080

Changes from Year-To-Date

	Funding Source	YEAR-TO-DATE	Changes from Year-To-Date			
			EXECUTIVE	HOUSE	SENATE	ENACTED
12. Wetland Mitigation Banking Grants and Loans	Gross	\$3,000,000	\$0	\$0	\$0	\$0
	Restricted	3,000,000	0	0	0	0
A. Executive makes no changes to this line item.	Gross		\$0	\$0	\$0	\$0
	Restricted		0	0	0	0
LINE ITEM SUBTOTAL	Gross		\$3,000,000	\$3,000,000	\$3,000,000	\$3,000,000
	Restricted		\$3,000,000	3,000,000	3,000,000	3,000,000
13. Water Quality and Use Initiative	FTEs	5.0	0.0	0.0	0.0	0.0
	Gross	\$1,645,700	\$0	\$0	\$0	\$0
	GF/GP	\$1,645,700	\$0	\$0	\$0	\$0
A. Executive makes no changes to this line item.	Gross		\$0	\$0	\$0	\$0
	GF/GP		\$0	\$0	\$0	\$0
LINE ITEM SUBTOTAL	FTEs		5.0	5.0	5.0	5.0
	Gross		\$1,645,700	\$1,645,700	\$1,645,700	\$1,645,700
	GF/GP		\$1,645,700	\$1,645,700	\$1,645,700	\$1,645,700
14. Contaminated Lake and River Sediment Cleanup Program	Gross	\$1,565,000	\$0	\$0	\$0	\$0
	Restricted	1,565,000	0	0	0	0
A. Executive makes no change to this line item.	Gross		\$0	\$0	\$0	\$0
	Restricted		0	0	0	0
LINE ITEM SUBTOTAL	Gross		\$1,565,000	\$1,565,000	\$1,565,000	\$1,565,000
	Restricted		\$1,565,000	1,565,000	1,565,000	1,565,000



DEPARTMENT OF ENVIRONMENTAL QUALITY

Analyst:
Austin Scott
Phone: 373-8080

Changes from Year-To-Date

	Funding Source	YEAR-TO-DATE	Changes from Year-To-Date			
			EXECUTIVE	HOUSE	SENATE	ENACTED
15. Nonpoint Source Pollution Prevention and Control Project Program	Gross	\$2,000,000	\$0	\$0	\$0	\$0
	Restricted	2,000,000	0	0	0	0
A. Executive makes no change to this line item.	Gross		\$0	\$0	\$0	\$0
	Restricted		0	0	0	0
LINE ITEM SUBTOTAL	Gross		\$2,000,000	\$2,000,000	\$2,000,000	\$2,000,000
	Restricted		\$2,000,000	2,000,000	2,000,000	2,000,000
16. Real-time Beach Monitoring Program	Gross	\$500,000	\$0	\$0	\$0	\$0
	GF/GP	500,000	0	0	0	0
A. Executive makes no change to this line item.	Gross		\$0	\$0	\$0	\$0
	GF/GP		0	0	0	0
LINE ITEM SUBTOTAL	Gross		\$500,000	\$500,000	\$500,000	\$500,000
	GF/GP		\$500,000	500,000	500,000	500,000
17. Wetlands Program	Gross	\$1,000,000	\$0	\$0	\$0	\$0
	GF/GP	1,000,000	0	0	0	0
A. Executive makes no change to this line item.	Gross		\$0	\$0	\$0	\$0
	GF/GP		0	0	0	0
LINE ITEM SUBTOTAL	Gross		\$1,000,000	\$1,000,000	\$1,000,000	\$1,000,000
	GF/GP		\$1,000,000	1,000,000	1,000,000	1,000,000
18. Aquatic Nuisance Control Program	FTEs	6.0	0.0	0.0	0.0	0.0
	Gross	\$913,200	\$5,600	\$5,600	\$5,600	\$5,600
	Restricted	913,200	5,600	5,600	5,600	5,600
A. Economics Adjustments: Executive increases line item by \$5,600 Gross for economic adjustments.	Gross		\$5,600	\$5,600	\$5,600	\$5,600
	Restricted		5,600	5,600	5,600	5,600
LINE ITEM SUBTOTAL	FTEs		6.0	6.0	6.0	6.0
	Gross		\$918,800	\$918,800	\$918,800	\$918,800
	Restricted		918,800	918,800	918,800	918,800



DEPARTMENT OF ENVIRONMENTAL QUALITY

Analyst:
Austin Scott
Phone: 373-8080

Funding Source

YEAR-TO-DATE

Changes from Year-To-Date

EXECUTIVE

HOUSE

SENATE

ENACTED

WATER RESOURCE DIVISION SUBTOTAL

FTEs

Gross

IDG

Federal

Restricted

GF/GP

316.0

\$63,751,200

1,259,800

20,268,800

23,931,700

\$18,290,900

316.0

\$63,751,200

1,259,800

20,268,800

23,931,700

\$18,290,900

316.0

\$63,751,200

1,259,800

20,268,800

23,931,700

\$18,290,900

316.0

\$63,751,200

1,259,800

20,268,800

23,931,700

\$18,290,900



DEPARTMENT OF ENVIRONMENTAL QUALITY

Analyst:
Austin Scott
Phone: 373-8080

Changes from Year-To-Date

	Funding Source	YEAR-TO-DATE	Changes from Year-To-Date				
			EXECUTIVE	HOUSE	SENATE	ENACTED	
LAW ENFORCEMENT DIVISION							
1. Environmental Investigations							
	FTEs	14.0	0.0	0.0	0.0	0.0	
	Gross	\$2,837,200	(\$7,100)	(\$7,100)	(\$7,100)	(\$7,100)	
	IDG	15,800	(15,800)	(15,800)	(15,800)	(15,800)	
	Federal	575,700	(100)	(100)	(100)	(100)	
	Restricted	1,675,700	25,800	25,800	25,800	25,800	
	GF/GP	\$570,000	(\$17,000)	(\$17,000)	(\$17,000)	(\$17,000)	
A. Economics Adjustments: Executive increases line item by \$12,100 Gross for economic adjustments.	Gross		\$12,100	\$12,100	\$12,100	\$12,100	
	Federal		(100)	(100)	(100)	(100)	
	Restricted		10,000	10,000	10,000	10,000	
	GF/GP		\$2,200	\$2,200	\$2,200	\$2,200	
B. Technical Adjustments: Executive decreases line item by \$19,200 Gross to reflect available funding.	Gross		(\$19,200)	(\$19,200)	(\$19,200)	(\$19,200)	
	IDG		(15,800)	(15,800)	(15,800)	(15,800)	
	Restricted		15,800	15,800	15,800	15,800	
	GF/GP		(19,200)	(19,200)	(19,200)	(19,200)	
LAW ENFORCEMENT DIVISION SUBTOTAL							
	FTEs		14.0	14.0	14.0	14.0	
	Gross		\$2,830,100	\$2,830,100	\$2,830,100	\$2,830,100	
	IDG		0	0	0	0	
	Federal		575,600	575,600	575,600	575,600	
	Restricted		1,701,500	1,701,500	1,701,500	1,701,500	
	GF/GP		\$553,000	\$553,000	\$553,000	\$553,000	



DEPARTMENT OF ENVIRONMENTAL QUALITY

Analyst:
Austin Scott
Phone: 373-8080

Changes from Year-To-Date

	Funding Source	YEAR-TO-DATE	Changes from Year-To-Date				
			EXECUTIVE	HOUSE	SENATE	ENACTED	
AIR QUALITY DIVISION							
1. Air Quality Programs							
	FTEs	188.0	1.0	1.0	1.0	1.0	
	Gross	\$27,231,500	(\$99,100)	(\$1,461,100)	(\$99,100)	(\$99,100)	
	Federal	7,450,200	(253,400)	(253,400)	(253,400)	(253,400)	
	Restricted	15,377,000	(1,255,400)	(1,255,400)	(1,255,400)	(1,255,400)	
	GF/GP	\$4,404,300	\$1,409,700	\$47,700	\$1,409,700	\$1,409,700	
A. Economics Adjustments: Executive increases line item by \$211,000 Gross for economic adjustments.	Gross		\$211,000	\$211,000	\$211,000	\$211,000	
	Federal		46,600	46,600	46,600	46,600	
	Restricted		116,700	116,700	116,700	116,700	
	GF/GP		\$47,700	\$47,700	\$47,700	\$47,700	
B. Technical Adjustments: Executive increases line item by 1.0 FTE and decreases line item by \$310,000 Gross to reflect available funding.	FTEs		1.0	1.0	1.0	1.0	
	Gross		(\$310,100)	(\$310,100)	(\$310,100)	(\$310,100)	
	Federal		(300,000)	(300,000)	(300,000)	(300,000)	
	Restricted		(10,100)	(10,100)	(10,100)	(10,100)	
C. Technical Adjustments: Executive reduces \$1.4 million restricted funding and increases \$1.4 million GF/GP to reflect available funding. House does not include this technical adjustment.	Gross		\$0	(\$1,362,000)	\$0	\$0	
	Restricted		(1,362,000)	(1,362,000)	(1,362,000)	(1,362,000)	
	GF/GP		\$1,362,000	\$0	\$1,362,000	\$1,362,000	
AIR QUALITY DIVISION SUBTOTAL							
	FTEs		189.0	189.0	189.0	189.0	
	Gross		\$27,132,400	\$25,770,400	\$27,132,400	\$27,132,400	
	Federal		7,196,800	7,196,800	7,196,800	7,196,800	
	Restricted		14,121,600	14,121,600	14,121,600	14,121,600	
	GF/GP		\$5,814,000	\$4,452,000	\$5,814,000	\$5,814,000	



DEPARTMENT OF ENVIRONMENTAL QUALITY

Analyst:
Austin Scott
Phone: 373-8080

Changes from Year-To-Date

	Funding Source	YEAR-TO-DATE	Changes from Year-To-Date			
			EXECUTIVE	HOUSE	SENATE	ENACTED
RESOURCE MANAGEMENT DIVISION						
1. Drinking Water and Environmental Health						
	FTEs	106.0	20.0	3.0	0.0	9.0
	Gross	\$14,901,900	\$3,143,000	\$580,600	\$80,600	\$1,380,600
	Federal	9,237,600	57,000	57,000	57,000	57,000
	Restricted	4,356,900	14,900	14,900	14,900	14,900
	GF/GP	\$1,307,400	\$3,071,100	\$508,700	\$8,700	\$1,308,700
A. Economics Adjustments: Executive increases line item by \$95,600 Gross for economic adjustments.	Gross		\$95,600	\$95,600	\$95,600	\$95,600
	Federal		57,000	57,000	57,000	57,000
	Restricted		29,900	29,900	29,900	29,900
	GF/GP		\$8,700	\$8,700	\$8,700	\$8,700
B. Technical Adjustments: Executive decreases line item by \$15,000 Gross to reflect available funding.	Gross		(\$15,000)	(\$15,000)	(\$15,000)	(\$15,000)
	Restricted		(\$15,000)	(\$15,000)	(\$15,000)	(\$15,000)
C. On-going increase: Executive increases line item by 20.0 FTEs and \$3.1 million Gross to expand the lead and copper program and to establish a manufactured housing water monitoring program.	FTEs		20.0	3.0	0.0	9.0
	Gross		\$3,062,400	\$500,000	\$0	\$1,300,000
	GF/GP		\$3,062,400	\$500,000	\$0	\$1,300,000
House includes increase for manufactured housing program but does not include increase to expand the lead and copper rule program. Senate does not include this funding. Enacted increases line item by 9.0 FTEs and \$1.3 million Gross to expand lead and copper program.						
LINE ITEM SUBTOTAL	FTEs		126.0	109.0	106.0	115.0
	Gross		\$18,044,900	\$15,482,500	\$14,982,500	\$16,282,500
	Federal		9,294,600	9,294,600	9,294,600	9,294,600
	Restricted		4,371,800	4,371,800	4,371,800	4,371,800
	GF/GP		\$4,378,500	\$1,816,100	\$1,316,100	\$2,616,100



DEPARTMENT OF ENVIRONMENTAL QUALITY

Analyst:
Austin Scott
Phone: 373-8080

Changes from Year-To-Date

	Funding Source	YEAR-TO-DATE	Changes from Year-To-Date			
			EXECUTIVE	HOUSE	SENATE	ENACTED
2. Hazardous Waste Management	FTEs	45.0	0.0	0.0	0.0	0.0
	Gross	\$6,946,100	(\$439,200)	(\$439,200)	(\$439,200)	(\$439,200)
	Federal	3,360,900	(467,600)	(467,600)	(467,600)	(467,600)
	Restricted	3,585,200	28,400	28,400	28,400	28,400
A. Economics Adjustments: Executive increases line item by \$60,800 Gross for economic adjustments.	Gross		\$60,800	\$60,800	\$60,800	\$60,800
	Federal		32,400	32,400	32,400	32,400
	Restricted		28,400	28,400	28,400	28,400
B. Technical Adjustments: Executive decreases line item by \$500,000 Gross to reflect available funding.	Gross		(\$500,000)	(\$500,000)	(\$500,000)	(\$500,000)
	Federal		(500,000)	(500,000)	(500,000)	(500,000)
LINE ITEM SUBTOTAL	FTEs		45.0	45.0	45.0	45.0
	Gross		\$6,506,900	\$6,506,900	\$6,506,900	\$6,506,900
	Federal		2,893,300	2,893,300	2,893,300	2,893,300
	Restricted		3,613,600	3,613,600	3,613,600	3,613,600



DEPARTMENT OF ENVIRONMENTAL QUALITY

Analyst:
Austin Scott
Phone: 373-8080

Changes from Year-To-Date

	Funding Source	YEAR-TO-DATE	Changes from Year-To-Date			
			EXECUTIVE	HOUSE	SENATE	ENACTED
3. Low-level Radioactive Waste Authority	FTEs	2.0	0.0	0.0	0.0	0.0
	Gross	\$232,600	\$800	\$800	\$800	\$800
	Restricted	232,600	800	800	800	800
A. Economics Adjustments: Executive increases line item by \$800 Gross for economic adjustments.	Gross		\$800	\$800	\$800	\$800
	Restricted		800	800	800	800
LINE ITEM SUBTOTAL	FTEs		2.0	2.0	2.0	2.0
	Gross		\$233,400	\$233,400	\$233,400	\$233,400
	Restricted		233,400	233,400	233,400	233,400
4. Medical Waste Program	FTEs	2.0	0.0	0.0	0.0	0.0
	Gross	\$302,300	\$1,200	\$1,200	\$1,200	\$1,200
	Restricted	302,300	1,200	1,200	1,200	1,200
A. Economics Adjustments: Executive increases line item by \$1,200 Gross for economic adjustments.	Gross		\$1,200	\$1,200	\$1,200	\$1,200
	Restricted		1,200	1,200	1,200	1,200
LINE ITEM SUBTOTAL	FTEs		2.0	2.0	2.0	2.0
	Gross		\$303,500	\$303,500	\$303,500	\$303,500
	Restricted		303,500	303,500	303,500	303,500



DEPARTMENT OF ENVIRONMENTAL QUALITY

Analyst:
Austin Scott
Phone: 373-8080

Changes from Year-To-Date

	Funding Source	YEAR-TO-DATE	Changes from Year-To-Date			
			EXECUTIVE	HOUSE	SENATE	ENACTED
5. Municipal Assistance	FTEs	29.0	0.0	0.0	0.0	0.0
	Gross	\$4,800,500	\$18,300	\$18,300	\$18,300	\$18,300
	Federal	747,900	2,375,100	2,375,100	2,375,100	2,375,100
	Restricted	4,052,600	(2,356,800)	(2,356,800)	(2,356,800)	(2,356,800)
A. Economics Adjustments: Executive increases line item by \$18,300 Gross for economic adjustments.	Gross		\$18,300	\$18,300	\$18,300	\$18,300
	Federal		2,200	2,200	2,200	2,200
	Restricted		16,100	16,100	16,100	16,100
B. Technical Adjustments: Executive shifts restricted and federal funding to reflect available funding.	Gross		\$0	\$0	\$0	\$0
	Federal		2,372,900	2,372,900	2,372,900	2,372,900
	Restricted		(2,372,900)	(2,372,900)	(2,372,900)	(2,372,900)
LINE ITEM SUBTOTAL	FTEs		29.0	29.0	29.0	29.0
	Gross		\$4,818,800	\$4,818,800	\$4,818,800	\$4,818,800
	Federal		3,123,000	3,123,000	3,123,000	3,123,000
	Restricted		1,695,800	1,695,800	1,695,800	1,695,800



DEPARTMENT OF ENVIRONMENTAL QUALITY

Analyst:
Austin Scott
Phone: 373-8080

Changes from Year-To-Date

	Funding Source	YEAR-TO-DATE	Changes from Year-To-Date			
			EXECUTIVE	HOUSE	SENATE	ENACTED
6. Radiological Protection	FTEs	12.0	0.0	0.0	0.0	0.0
	Gross	\$1,966,500	\$10,700	\$10,700	\$10,700	\$10,700
	IDG	1,658,600	9,200	9,200	9,200	9,200
	Federal	307,900	1,500	1,500	1,500	1,500
A. Economics Adjustments: Executive increases line item by \$10,700 Gross for economic adjustments.	Gross		\$10,700	\$10,700	\$10,700	\$10,700
	IDG		9,200	9,200	9,200	9,200
	Federal		1,500	1,500	1,500	1,500
LINE ITEM SUBTOTAL	FTEs		12.0	12.0	12.0	12.0
	Gross		\$1,977,200	\$1,977,200	\$1,977,200	\$1,977,200
	IDG		1,667,800	1,667,800	1,667,800	1,667,800
	Federal		309,400	309,400	309,400	309,400
7. Recycling Initiative	FTEs	3.0	0.0	(1.0)	0.0	0.0
	Gross	\$1,008,700	\$3,100	(\$146,900)	\$3,100	\$3,100
	GF/GP	\$1,008,700	\$3,100	(\$146,900)	\$3,100	\$3,100
A. Economics Adjustments: Executive increases line item by \$3,100 Gross for economic adjustments.	Gross		\$3,100	\$3,100	\$3,100	\$3,100
	GF/GP		\$3,100	\$3,100	\$3,100	\$3,100
B. On-going decrease: House decreases line item by 1.0 FTE and \$150,000 Gross to reduce funding.	FTEs		0.0	(1.0)	0.0	0.0
	Gross		\$0	(\$150,000)	\$0	\$0
	GF/GP		\$0	(\$150,000)	\$0	\$0
LINE ITEM SUBTOTAL	FTEs		3.0	2.0	3.0	3.0
	Gross		\$1,011,800	\$861,800	\$1,011,800	\$1,011,800
	GF/GP		\$1,011,800	\$861,800	\$1,011,800	\$1,011,800



DEPARTMENT OF ENVIRONMENTAL QUALITY

Analyst:
Austin Scott
Phone: 373-8080

Changes from Year-To-Date

	Funding Source	YEAR-TO-DATE	Changes from Year-To-Date			
			EXECUTIVE	HOUSE	SENATE	ENACTED
8. Scrap Tire Regulatory Program	FTEs	10.0	0.0	0.0	0.0	0.0
	Gross	\$1,334,700	\$9,000	\$9,000	\$9,000	\$9,000
	Restricted	1,334,700	9,000	9,000	9,000	9,000
A. Economics Adjustments: Executive increases line item by \$9,000 Gross for economic adjustments.	Gross		\$9,000	\$9,000	\$9,000	\$9,000
	Restricted		9,000	9,000	9,000	9,000
LINE ITEM SUBTOTAL	FTEs		10.0	10.0	10.0	10.0
	Gross		\$1,343,700	\$1,343,700	\$1,343,700	\$1,343,700
	Restricted		1,343,700	1,343,700	1,343,700	1,343,700
9. Oil, Gas, and Mineral Services	FTEs	59.0	0.0	0.0	0.0	0.0
	Gross	\$6,794,800	\$3,886,100	(\$113,900)	\$3,886,100	(\$113,900)
	Restricted	6,794,800	(113,900)	(113,900)	(113,900)	(113,900)
	GF/GP	0	\$4,000,000	\$0	\$4,000,000	\$0
A. Economics Adjustments: Executive increases line item by \$55,500 Gross for economic adjustments.	Gross		\$55,500	\$55,500	\$55,500	\$55,500
	Restricted		55,500	55,500	55,500	55,500
B. Technical Adjustments: Executive decreases line item by \$169,400 Gross to transfer appropriation to new facilities management line item.	Gross		(\$169,400)	(\$169,400)	(\$169,400)	(\$169,400)
	Restricted		(169,400)	(169,400)	(169,400)	(169,400)
C. On-going increase: Executive increases line item by \$4.0 million GF/GP to compensate for decreased restricted revenue. House increases line item by \$3.0 million GF/GP in one-time section. Enacted increases line item by \$4.0 million GF/GP in one-time section.	Gross		\$4,000,000	\$0	\$4,000,000	\$0
	GF/GP		\$4,000,000	\$0	\$4,000,000	\$0
LINE ITEM SUBTOTAL	FTEs		59.0	59.0	59.0	59.0
	Gross		\$10,680,900	\$6,680,900	\$10,680,900	\$6,680,900
	Restricted		6,680,900	6,680,900	6,680,900	6,680,900
	GF/GP		\$4,000,000	\$0	\$4,000,000	\$0
10. Solid Waste Management Program	FTEs	37.0	0.0	0.0	0.0	0.0
	Gross	\$5,026,400	\$51,400	\$51,400	\$51,400	\$51,400



DEPARTMENT OF ENVIRONMENTAL QUALITY

Analyst:
Austin Scott
Phone: 373-8080

Changes from Year-To-Date

Funding Source

YEAR-TO-DATE

EXECUTIVE

HOUSE

SENATE

ENACTED

	Restricted	5,026,400	51,400	51,400	51,400	51,400
A. Economics Adjustments: Executive increases line item by \$100,500 Gross for economic adjustments.	Gross		\$51,400	\$51,400	\$51,400	\$51,400
	Restricted		51,400	51,400	51,400	51,400



DEPARTMENT OF ENVIRONMENTAL QUALITY

Analyst:
Austin Scott
Phone: 373-8080

Changes from Year-To-Date

	Funding Source	YEAR-TO-DATE	Changes from Year-To-Date			
			EXECUTIVE	HOUSE	SENATE	ENACTED
LINE ITEM SUBTOTAL	FTEs Gross Restricted		37.0 \$5,077,800 5,077,800	37.0 \$5,077,800 5,077,800	37.0 \$5,077,800 5,077,800	37.0 \$5,077,800 5,077,800
11. Drinking Water Program Grants	Gross Federal	\$830,000 830,000	\$0 0	\$0 0	\$0 0	\$0 0
A. Executive makes no change to this line item	Gross Federal		\$0 \$0	\$0 \$0	\$0 \$0	\$0 \$0
LINE ITEM SUBTOTAL	Gross Federal		\$830,000 830,000	\$830,000 830,000	\$830,000 830,000	\$830,000 830,000
12. Noncommunity Water Grants	Gross Restricted	\$2,000,000 2,000,000	(\$94,300) (94,300)	(\$94,300) (94,300)	(\$94,300) (94,300)	(\$94,300) (94,300)
A. Technical Adjustments: Executive decreases line item by \$94,300 Gross to transfer appropriation to new facilities management line item.	Gross Restricted		(\$94,300) (94,300)	(\$94,300) (94,300)	(\$94,300) (94,300)	(\$94,300) (94,300)
LINE ITEM SUBTOTAL	Gross Restricted		\$1,905,700 1,905,700	\$1,905,700 1,905,700	\$1,905,700 1,905,700	\$1,905,700 1,905,700
13. Septage Waste Compliance Grants	Gross Restricted	\$275,000 \$275,000	\$0 0	\$0 0	\$0 0	\$0 0
A. Executive makes no change to this line item.	Gross Restricted		\$0 0	\$0 0	\$0 0	\$0 0
LINE ITEM SUBTOTAL	Gross Restricted		\$275,000 275,000	\$275,000 275,000	\$275,000 275,000	\$275,000 275,000
14. Strategic Water Quality Initiative Grants and Loans	Gross Restricted	\$97,000,000 97,000,000	(\$35,000,000) (35,000,000)	(\$35,000,000) (35,000,000)	(\$35,000,000) (35,000,000)	(\$35,000,000) (35,000,000)
A. Technical Adjustments: Executive decreases line item by \$35.0 million Gross to reflect available funding.	Gross Restricted		(\$35,000,000) (35,000,000)	(\$35,000,000) (35,000,000)	(\$35,000,000) (35,000,000)	(\$35,000,000) (35,000,000)



DEPARTMENT OF ENVIRONMENTAL QUALITY

Analyst:
Austin Scott
 Phone: 373-8080

**Funding
 Source**

**YEAR-TO-
 DATE**

Changes from Year-To-Date

EXECUTIVE

HOUSE

SENATE

ENACTED



DEPARTMENT OF ENVIRONMENTAL QUALITY

Analyst:
Austin Scott
Phone: 373-8080

Changes from Year-To-Date

	Funding Source	YEAR-TO-DATE	Changes from Year-To-Date			
			EXECUTIVE	HOUSE	SENATE	ENACTED
LINE ITEM SUBTOTAL	Gross Restricted		\$62,000,000 62,000,000	\$62,000,000 62,000,000	\$62,000,000 62,000,000	\$62,000,000 62,000,000
16. Water State Revolving Fund	Gross	\$84,993,000	\$35,007,000	\$35,007,000	\$35,007,000	\$35,007,000
	Federal	71,543,000	28,457,000	28,457,000	28,457,000	28,457,000
	Restricted	11,400,000	3,600,000	3,600,000	3,600,000	3,600,000
	GF/GP	\$2,050,000	\$2,950,000	\$2,950,000	\$2,950,000	\$2,950,000
A. Technical Adjustments: Executive increases line item by \$32.1 million Gross to reflect available funding.	Gross		\$32,057,000	\$32,057,000	\$32,057,000	\$32,057,000
	Federal		28,457,000	28,457,000	28,457,000	28,457,000
	Restricted		3,600,000	3,600,000	3,600,000	3,600,000
B. On-going increase: Executive increases line item by \$3.0 million Gross to provide state match for federal program.	Gross		\$2,950,000	\$2,950,000	\$2,950,000	\$2,950,000
	GF/GP		2,950,000	2,950,000	2,950,000	2,950,000
LINE ITEM SUBTOTAL	Gross Federal Restricted GF/GP		\$120,000,000 100,000,000 15,000,000 \$5,000,000	\$120,000,000 100,000,000 15,000,000 \$5,000,000	\$120,000,000 100,000,000 15,000,000 \$5,000,000	\$120,000,000 100,000,000 15,000,000 \$5,000,000
17. Scrap Tire Grants	Gross	\$3,500,000	\$0	\$0	\$0	\$0
	Restricted	3,500,000	0	0	0	0
A. Executive makes no changes to this line item.	Gross		\$0	\$0	\$0	\$0
	Restricted		\$0	\$0	\$0	\$0
LINE ITEM SUBTOTAL	Gross Restricted		\$3,500,000 3,500,000	\$3,500,000 3,500,000	\$3,500,000 3,500,000	\$3,500,000 3,500,000



DEPARTMENT OF ENVIRONMENTAL QUALITY

Analyst:
Austin Scott
Phone: 373-8080

Changes from Year-To-Date

	Funding Source	YEAR-TO-DATE	Changes from Year-To-Date			
			EXECUTIVE	HOUSE	SENATE	ENACTED
RESOURCE MANAGEMENT DIVISION SUBTOTAL	FTEs		325.0	307.0	305.0	314.0
	Gross		\$238,509,600	\$231,797,200	\$235,447,200	\$232,747,200
	IDG		1,667,800	1,667,800	1,667,800	1,667,800
	Federal		116,450,300	116,450,300	116,450,300	116,450,300
	Restricted		106,001,200	106,001,200	106,001,200	106,001,200
	GF/GP		\$14,390,300	\$7,677,900	\$11,327,900	\$8,627,900
REMEDIATION AND REDEVELOPMENT DIVISION						
1. Contaminated Site Investigations, Cleanup, and Revitalization	FTEs	131.0	4.0	0.0	0.0	1.0
	Gross	\$15,171,200	\$1,180,100	(\$73,400)	(\$73,400)	\$226,600
	Private	191,100	0	0	0	0
	Restricted	13,668,100	(73,400)	(73,400)	(73,400)	(73,400)
	GF/GP	1,312,000	1,253,500	0	0	300,000
A. Economics Adjustments: Executive increases line item by \$116,300 Gross for economic adjustments.	Gross		\$116,300	\$116,300	\$116,300	\$116,300
	Restricted		116,300	116,300	116,300	116,300
B. Technical Adjustments: Executive decreases line item by \$189,700 Gross to transfer appropriation to new facilities management line item.	Gross		(\$189,700)	(\$189,700)	(\$189,700)	(\$189,700)
	Restricted		(\$189,700)	(\$189,700)	(\$189,700)	(\$189,700)
C. On-going increase: Executive increases line item by 8.0 FTEs and \$2.6 million Gross to establish vapor intrusion program. House and Senate do not support this increase. Enacted increases line item by 1.0 FTE and \$300,000 Gross.	FTEs		8.0	0.0	0.0	1.0
	Gross		\$2,565,500	\$0	\$0	\$300,000
	GF/GP		2,565,500	0	0	300,000
D. One-time reduction: Executive decreases line item by 4.0 FTEs and \$1.3 million to eliminate supplemental funding included in 2016 PA 340. House and Senate continue this appropriation for FY 2017-18.	FTEs		(4.0)	0.0	0.0	0.0
	Gross		(\$1,312,000)	\$0	\$0	\$0
	GF/GP		(1,312,000)	0	0	0



DEPARTMENT OF ENVIRONMENTAL QUALITY

Analyst:
Austin Scott
Phone: 373-8080

Changes from Year-To-Date

	Funding Source	YEAR-TO-DATE	Changes from Year-To-Date			
			EXECUTIVE	HOUSE	SENATE	ENACTED
LINE ITEM SUBTOTAL	FTEs		135.0	131.0	131.0	132.0
	Gross		\$16,351,300	\$15,097,800	\$15,097,800	\$15,397,800
	Private		191,100	191,100	191,100	191,100
	Restricted		13,594,700	13,594,700	13,594,700	13,594,700
	GF/GP		2,565,500	1,312,000	1,312,000	1,612,000
2. Environmental Cleanup Support	Gross	\$1,840,000	\$0	\$0	\$0	\$0
	Restricted	1,840,000	0	0	0	0
A. Executive makes no changes to this line item.	Gross		\$0	\$0	\$0	\$0
	Restricted		0	0	0	0
LINE ITEM SUBTOTAL	Gross		\$1,840,000	\$1,840,000	\$1,840,000	\$1,840,000
	Restricted		1,840,000	1,840,000	1,840,000	1,840,000
3. Laboratory Services	FTEs	39.0	0.0	0.0	0.0	0.0
	Gross	\$6,175,300	\$152,700	\$152,700	\$29,900	\$152,700
	IDT	3,858,800	(3,858,800)	(3,858,800)	(3,858,800)	(3,858,800)
	Restricted	2,316,500	4,011,500	4,011,500	3,888,700	4,011,500
	GF/GP	0	0	0	0	0
A. Economics Adjustments: Executive increases line item by \$29,900 Gross for economic adjustments.	Gross		\$29,900	\$29,900	\$29,900	\$29,900
	IDT		20,400	20,400	20,400	20,400
	Restricted		9,500	9,500	9,500	9,500
B. Technical Adjustments: Executive changes IDG/IDT to restricted fund source.	Gross		\$0	\$0	\$0	\$0
	IDT		(3,879,200)	(3,879,200)	(3,879,200)	(3,879,200)
	Restricted		3,879,200	3,879,200	3,879,200	3,879,200
C. On-going increase: Executive increases line item by \$122,800 Gross to establish vapor intrusion program. Senate does not include increase.	Gross		\$122,800	\$122,800	\$0	\$122,800
	Restricted		122,800	122,800	0	122,800
LINE ITEM SUBTOTAL	FTE		39.0	39.0	39.0	39.0
	Gross		\$6,328,000	\$6,328,000	\$6,205,200	\$6,328,000
	IDG		0	0	0	0
	Restricted		6,328,000	6,328,000	6,205,200	6,328,000



DEPARTMENT OF ENVIRONMENTAL QUALITY

Analyst:
Austin Scott
Phone: 373-8080

Changes from Year-To-Date

	Funding Source	YEAR-TO-DATE	Changes from Year-To-Date			
			EXECUTIVE	HOUSE	SENATE	ENACTED
	GF/GP		0	0	0	0
4. Emergency Cleanup Actions	Gross	\$4,000,000	\$0	\$0	(\$1,000,000)	(\$1,000,000)
	Restricted	4,000,000	0	0	(1,000,000)	(1,000,000)
A. Executive makes no change to line item.	Gross		\$0	\$0	(\$1,000,000)	(\$1,000,000)
Senate and Enacted reduce by \$1.0 million to remove RPF funding.	Restricted		0	0	(1,000,000)	(1,000,000)
LINE ITEM SUBTOTAL	Gross		\$4,000,000	\$4,000,000	\$3,000,000	\$3,000,000
	Restricted		4,000,000	4,000,000	3,000,000	3,000,000



DEPARTMENT OF ENVIRONMENTAL QUALITY

Analyst:
Austin Scott
Phone: 373-8080

Changes from Year-To-Date

	Funding Source	YEAR-TO-DATE	Changes from Year-To-Date			
			EXECUTIVE	HOUSE	SENATE	ENACTED
5. Federal Cleanup Project Management	FTEs	40.0	0.0	0.0	0.0	0.0
	Gross	\$6,934,500	\$52,000	\$52,000	\$52,000	\$52,000
	Federal	3,292,300	28,600	28,600	28,600	28,600
	Restricted	3,642,200	23,400	23,400	23,400	23,400
A. Economics Adjustments: Executive increases line item by \$52,000 Gross for economic adjustments.	Gross		\$52,000	\$52,000	\$52,000	\$52,000
	Federal		28,600	28,600	28,600	28,600
	Restricted		23,400	23,400	23,400	23,400
LINE ITEM SUBTOTAL	FTEs		40.0	40.0	40.0	40.0
	Gross		\$6,986,500	\$6,986,500	\$6,986,500	\$6,986,500
	Federal		3,320,900	3,320,900	3,320,900	3,320,900
	Restricted		3,665,600	3,665,600	3,665,600	3,665,600
6. Refined Petroleum Product Cleanup Program	Gross	\$34,475,700	\$15,400	\$15,400	\$15,400	\$15,400
	FTEs	85.0	0.0	0.0	0.0	0.0
	Federal	2,013,100	20,900	20,900	20,900	20,900
	Restricted	32,462,600	(5,500)	(5,500)	(5,500)	(5,500)
A. Economics Adjustments: Executive increases line item by \$128,300 Gross for economic adjustments.	Gross		\$128,300	\$128,300	\$128,300	\$128,300
	Federal		20,900	20,900	20,900	20,900
	Restricted		107,400	107,400	107,400	107,400
B. Technical Adjustments: Executive decreases line item by \$112,900 Gross to transfer appropriation to new facilities management line item.	Gross		(\$112,900)	(\$112,900)	(\$112,900)	(\$112,900)
	Restricted		(112,900)	(112,900)	(112,900)	(112,900)
Line Item Subtotal	Gross		\$34,491,100	\$34,491,100	\$34,491,100	\$34,491,100
	FTEs		85.0	85.0	85.0	85.0
	Federal		2,034,000	2,034,000	2,034,000	2,034,000
	Restricted		32,457,100	32,457,100	32,457,100	32,457,100



DEPARTMENT OF ENVIRONMENTAL QUALITY

Analyst:
Austin Scott
Phone: 373-8080

Changes from Year-To-Date

	Funding Source	YEAR-TO-DATE	Changes from Year-To-Date			
			EXECUTIVE	HOUSE	SENATE	ENACTED
7. Superfund Cleanup	Gross	\$1,000,000	\$0	\$0	\$0	\$0
	Federal	1,000,000	0	0	0	0
A. Executive makes no change to this line item.	Gross		\$0	\$0	\$0	\$0
	Federal		0	0	0	0
Line Item Subtotal	Gross		\$1,000,000	\$1,000,000	\$1,000,000	\$1,000,000
	Federal		1,000,000	1,000,000	1,000,000	1,000,000
8. Environmental Cleanup and Redevelopment Program	Gross	\$29,900,000	(\$14,900,000)	(\$14,900,000)	(\$14,900,000)	(\$14,900,000)
	Restricted	29,900,000	(14,900,000)	(14,900,000)	(14,900,000)	(14,900,000)
A. Technical Adjustments: Executive decreases line item by \$14.9 Gross to reflect available funding.	Gross		(\$14,900,000)	(\$14,900,000)	(\$14,900,000)	(\$14,900,000)
	Restricted		(14,900,000)	(14,900,000)	(14,900,000)	(14,900,000)
LINE ITEM SUBTOTAL	Gross		\$15,000,000	\$15,000,000	\$15,000,000	\$15,000,000
	Restricted		15,000,000	15,000,000	15,000,000	15,000,000



DEPARTMENT OF ENVIRONMENTAL QUALITY

Analyst:
Austin Scott
Phone: 373-8080

Changes from Year-To-Date

	Funding Source	YEAR-TO-DATE	Changes from Year-To-Date			
			EXECUTIVE	HOUSE	SENATE	ENACTED
REMEDIATION AND REDEVELOPMENT SUBTOTAL	FTEs		299.0	295.0	295.0	296.0
	Gross		\$85,996,900	\$84,743,400	\$83,620,600	\$84,043,400
	IDG		0	0	0	0
	Federal		6,354,900	6,354,900	6,354,900	6,354,900
	Private		191,100	191,100	191,100	191,100
	Restricted		76,885,400	76,885,400	75,762,600	75,885,400
	GF/GP		2,565,500	1,312,000	1,312,000	1,612,000



DEPARTMENT OF ENVIRONMENTAL QUALITY

Analyst:
Austin Scott
Phone: 373-8080

Changes from Year-To-Date

	Funding Source	YEAR-TO-DATE	Changes from Year-To-Date				
			EXECUTIVE	HOUSE	SENATE	ENACTED	
UNDERGROUND STORAGE TANK AUTHORITY							
1. Underground Storage Tank Cleanup Program							
	FTEs	5.0	0.0	0.0	0.0	0.0	0.0
	Gross	\$20,011,400	\$5,400	\$5,400	\$5,400	\$5,400	\$5,400
	Restricted	20,011,400	5,400	5,400	5,400	5,400	5,400
A. Economics Adjustments: Executive increases line item by \$5,400 Gross for economic adjustments.	Gross		\$5,400	\$5,400	\$5,400	\$5,400	\$5,400
	Restricted		5,400	5,400	5,400	5,400	5,400
UNDERGROUND STORAGE TANK AUTHORITY SUBTOTAL							
	FTEs		5.0	5.0	5.0	5.0	5.0
	Gross		\$20,016,800	\$20,016,800	\$20,016,800	\$20,016,800	\$20,016,800
	Restricted		20,016,800	20,016,800	20,016,800	20,016,800	20,016,800
INFORMATION TECHNOLOGY							
1. Information Technology Services and Projects							
	Gross	\$8,638,900	\$348,000	\$348,000	\$348,000	\$348,000	\$348,000
	IDG/IDT	176,700	(64,800)	(64,800)	(64,800)	(64,800)	(64,800)
	Federal	988,500	336,200	336,200	336,200	336,200	336,200
	Restricted	7,038,100	46,200	46,200	46,200	46,200	46,200
	GF/GP	\$435,600	\$30,400	\$30,400	\$30,400	\$30,400	\$30,400
A. Economics Adjustments: Executive increases line item by \$91,200 Gross for economic adjustments.	Gross		\$91,200	\$91,200	\$91,200	\$91,200	\$91,200
	Restricted		60,800	60,800	60,800	60,800	60,800
	GF/GP		\$30,400	\$30,400	\$30,400	\$30,400	\$30,400
B. Technical Adjustments: Executive increases line item by \$256,800 Gross to change IDG/IDT to restricted fund source and to reflect available funding.	Gross		\$256,800	\$256,800	\$256,800	\$256,800	\$256,800
	IDG/IDT		(64,800)	(64,800)	(64,800)	(64,800)	(64,800)
	Federal		336,200	336,200	336,200	336,200	336,200
	Restricted		(14,600)	(14,600)	(14,600)	(14,600)	(14,600)
INFORMATION TECHNOLOGY SUBTOTAL							
	Gross		\$8,986,900	\$8,986,900	\$8,986,900	\$8,986,900	\$8,986,900
	IDG/IDT		111,900	111,900	111,900	111,900	111,900
	Federal		1,324,700	1,324,700	1,324,700	1,324,700	1,324,700
	Restricted		7,084,300	7,084,300	7,084,300	7,084,300	7,084,300
	GF/GP		\$466,000	\$466,000	\$466,000	\$466,000	\$466,000



DEPARTMENT OF ENVIRONMENTAL QUALITY

Analyst:
Austin Scott
Phone: 373-8080

Changes from Year-To-Date

	Funding Source	YEAR-TO-DATE	Changes from Year-To-Date				
			EXECUTIVE	HOUSE	SENATE	ENACTED	
ONE-TIME BASIS APPROPRIATIONS							
1. Contaminated lake and river sediment cleanup program	Gross	\$700,000	(\$700,000)	(\$700,000)	(\$700,000)	(\$700,000)	(\$700,000)
	Restricted	\$700,000	(\$700,000)	(\$700,000)	(\$700,000)	(\$700,000)	(\$700,000)
A. One-time decrease: Executive decreases line item by \$700,000 Gross to eliminate one-time funding from FY 2016-17.	Gross		(\$700,000)	(\$700,000)	(\$700,000)	(\$700,000)	(\$700,000)
	Restricted		(\$700,000)	(\$700,000)	(\$700,000)	(\$700,000)	(\$700,000)
LINE ITEM SUBTOTAL	Gross		\$0	\$0	\$0	\$0	\$0
	Restricted		\$0	\$0	\$0	\$0	\$0
2. Drinking water declaration of emergency	Gross	\$7,200,100	(\$6,200,000)	(\$6,200,000)	(\$7,200,100)	(\$7,200,100)	(\$7,200,000)
	FTEs	10.0	(10.0)	(10.0)	(10.0)	(10.0)	(10.0)
	Federal	335,600	(335,600)	(335,600)	(335,600)	(335,600)	(335,600)
	Restricted	1,464,500	(1,464,400)	(1,464,400)	(1,464,500)	(1,464,400)	(1,464,400)
	GF/GP	\$5,400,000	(\$4,400,000)	(\$4,400,000)	(\$5,400,000)	(\$5,400,000)	(\$5,400,000)
A. One-time decrease: Executive decreases line item by 10.0 FTEs and \$7.2 million Gross to eliminate one-time funding from FY 2016-17.	Gross		(\$7,200,100)	(\$7,200,100)	(\$7,200,100)	(\$7,200,100)	(\$7,200,100)
	FTEs		(10.0)	(10.0)	(10.0)	(10.0)	(10.0)
	Federal		(335,600)	(335,600)	(335,600)	(335,600)	(335,600)
	Restricted		(1,464,500)	(1,464,500)	(1,464,500)	(1,464,500)	(1,464,500)
	GF/GP		(\$5,400,000)	(\$5,400,000)	(\$5,400,000)	(\$5,400,000)	(\$5,400,000)
B. One-time increase: Executive increases line item by \$1.0 million Gross to provide one-time funding for FY 2017-18. Senate does not provide increase. Enacted includes \$100 placeholder for potential future transfer.	Gross		\$1,000,100	\$1,000,100	\$0	\$100	\$100
	Restricted		100	100	0	100	100
	GF/GP		\$1,000,000	\$1,000,000	\$0	\$0	\$0
LINE ITEM SUBTOTAL	Gross		\$1,000,100	\$1,000,100	\$0	\$100	\$100
	FTEs		0.0	0.0	0.0	0.0	0.0
	Federal		0	0	0	0	0
	Restricted		100	100	0	100	100
	GF/GP		\$1,000,000	\$1,000,000	\$0	\$0	\$0
3. Oil, gas, and mineral services (one-time)	Gross	\$4,000,000	(\$4,000,000)	(\$1,000,000)	(\$4,000,000)	\$0	\$0
	GF/GP	\$4,000,000	(\$4,000,000)	(\$1,000,000)	(\$4,000,000)	\$0	\$0
A. One-time decrease: Executive decreases line item by \$4.0 million	Gross		(\$4,000,000)	(\$1,000,000)	(\$4,000,000)	\$0	\$0



DEPARTMENT OF ENVIRONMENTAL QUALITY

Analyst:
Austin Scott
Phone: 373-8080

Changes from Year-To-Date

	Funding Source	YEAR-TO-DATE	Changes from Year-To-Date			
			EXECUTIVE	HOUSE	SENATE	ENACTED
Gross to eliminate one-time funding from FY 2016-17. House increases line item by \$3.0 million to provide one-time funding. Enacted continues one-time funding.	GF/GP		(\$4,000,000)	(\$1,000,000)	(\$4,000,000)	\$0
LINE ITEM SUBTOTAL	Gross GF/GP		\$0 \$0	\$3,000,000 \$3,000,000	\$0 \$0	\$4,000,000 \$4,000,000
4. Water pollution control and drinking water revolving fund	Gross GF/GP	\$2,950,000 \$2,950,000	(\$2,950,000) (\$2,950,000)	(\$2,950,000) (\$2,950,000)	(\$2,950,000) (\$2,950,000)	(\$2,950,000) (\$2,950,000)
A. One-time decrease: Executive decreases line item by \$3.0 million Gross to eliminate one-time funding from FY 2016-17.	Gross GF/GP		(\$2,950,000) (\$2,950,000)	(\$2,950,000) (\$2,950,000)	(\$2,950,000) (\$2,950,000)	(\$2,950,000) (\$2,950,000)
LINE ITEM SUBTOTAL	Gross GF/GP		\$0 \$0	\$0 \$0	\$0 \$0	\$0 \$0
5. Saginaw River dredging project - phase I	Gross GF/GP	\$275,000 \$275,000	(\$275,000) (\$275,000)	(\$275,000) (\$275,000)	(\$275,000) (\$275,000)	(\$275,000) (\$275,000)
A. One-time decrease: Executive decreases line item by \$275,000 Gross to eliminate one-time funding from FY 2016-17.	Gross GF/GP		(\$275,000) (\$275,000)	(\$275,000) (\$275,000)	(\$275,000) (\$275,000)	(\$275,000) (\$275,000)
LINE ITEM SUBTOTAL	Gross GF/GP		\$0 \$0	\$0 \$0	\$0 \$0	\$0 \$0
6. Air Quality Programs	Gross FTEs Restricted	\$150,000 1.0 \$150,000	(\$150,000) (1.0) (\$150,000)	(\$150,000) (1.0) (\$150,000)	(\$150,000) (1.0) (\$150,000)	(\$150,000) (1.0) (\$150,000)
A. One-time decrease: Executive decreases line item by 1.0 FTE and \$150,000 Gross to eliminate supplemental funding from FY 2016-17.	Gross FTEs Restricted		(\$150,000) (1.0) (\$150,000)	(\$150,000) (1.0) (\$150,000)	(\$150,000) (1.0) (\$150,000)	(\$150,000) (1.0) (\$150,000)
LINE ITEM SUBTOTAL	Gross FTEs Restricted		\$0 0.0 \$0	\$0 0.0 \$0	\$0 0.0 \$0	\$0 0.0 \$0



DEPARTMENT OF ENVIRONMENTAL QUALITY

Analyst:
Austin Scott
Phone: 373-8080

Changes from Year-To-Date

	Funding Source	YEAR-TO-DATE	Changes from Year-To-Date			
			EXECUTIVE	HOUSE	SENATE	ENACTED
7. Environmental Cleanup and Redevelopment Program	Gross	\$0	\$14,900,000	\$0	\$0	\$0
	Restricted	\$0	\$14,900,000	\$0	\$0	\$0
A. One-time increase: Executive increases line item by \$14.9 million Gross to provide one-time funding for FY 2017-18. House, Senate, and Enacted do not provide increase.	Gross		\$14,900,000	\$0	\$0	\$0
	Restricted		\$14,900,000	\$0	\$0	\$0
LINE ITEM SUBTOTAL	Gross		\$14,900,000	\$0	\$0	\$0
	Restricted		\$14,900,000	\$0	\$0	\$0
8. Refined Petroleum Product Cleanup Program	Gross	\$0	\$0	\$14,900,000	\$0	\$14,900,000
	Restricted	\$0	\$0	\$14,900,000	\$0	\$14,900,000
A. One-time increase: House and Enacted increase line item by \$14.9 million Gross to provide one-time funding for FY 2017-18.	Gross		\$0	\$14,900,000	\$0	\$14,900,000
	Restricted		\$0	\$14,900,000	\$0	\$14,900,000
LINE ITEM SUBTOTAL	Gross		\$0	\$14,900,000	\$0	\$14,900,000
	Restricted		\$0	\$14,900,000	\$0	\$14,900,000
9. Drill Core Storage Facility	Gross	\$0	\$0	\$0	\$500,000	\$0
	GF/GP	\$0	\$0	\$0	\$500,000	\$0
A. One-time increase: Senate increases line item by \$500,000 GF/GP to provide one-time funding for FY 2017-18. Enacted includes governor's veto of line item.	Gross		\$0	\$0	\$500,000	\$0
	GF/GP		\$0	\$0	\$500,000	\$0
LINE ITEM SUBTOTAL	Gross		\$0	\$0	\$500,000	\$0
	GF/GP		\$0	\$0	\$500,000	\$0
ONE-TIME BASIS APPROPRIATIONS SUBTOTAL	Gross		\$15,900,100	\$18,900,100	\$500,000	\$18,900,100
	FTEs		0.0	0.0	0.0	0.0
	Federal		0	0	0	0
	Restricted		14,900,100	14,900,100	0	14,900,100
	GF/GP		\$1,000,000	\$4,000,000	\$500,000	\$4,000,000
DEPARTMENT TOTAL	FTEs		1,260.0	1,233.0	1,236.0	1,245.0
	Gross		\$510,842,000	\$503,500,300	\$490,003,200	\$508,767,700



DEPARTMENT OF ENVIRONMENTAL QUALITY

Analyst:
Austin Scott
Phone: 373-8080

Funding Source

YEAR-TO-DATE

Changes from Year-To-Date

EXECUTIVE

HOUSE

SENATE

ENACTED

IDG	3,100,500	3,100,500	3,100,500	3,100,500
Federal	170,042,600	170,042,600	170,042,600	170,042,600
Private	555,300	555,300	555,300	555,300
Restricted	285,825,300	285,825,300	269,802,400	287,825,300
GF/GP	\$51,318,300	\$43,976,600	\$46,502,400	\$47,244,000



DEPARTMENT OF ENVIRONMENTAL QUALITY – Boilerplate

HOUSE FISCAL AGENCY	DEPARTMENT OF ENVIRONMENTAL QUALITY – Boilerplate		
	FY 2016-17 CURRENT LAW	FY 2017-18	
	EXECUTIVE	HOUSE	ENACTED
<p>GENERAL SECTIONS</p> <p>Total State Spending and Grants to Local Governments</p> <p>Sec. 201. In accordance with the provisions of section 30 of article IX of the state constitution of 1963, total state spending from state resources under part 1 for the fiscal year ending September 30, 2017 is \$365,081,200.00 and state appropriations paid to local units of government are \$3,750,000.00. The following itemized list identifies appropriations from which appropriations to local units of government will occur:</p> <p>DEPARTMENT OF ENVIRONMENTAL QUALITY</p> <p>Drinking water and environmental Health..... \$ 212,000</p> <p>Drinking water program Grants 157,000</p> <p>Emergency cleanup actions 106,000</p> <p>Noncommunity water grants 1,700,000</p> <p>Scrap tire grants 500,000</p> <p>Pollution prevention local grants 250,000</p> <p>Real-time beach monitoring Program 500,000</p> <p>Septage waste compliance grants 100,000</p> <p>Solid waste management program.. 65,000</p> <p>Surface water 160,000</p> <p>TOTAL \$ 3,750,000</p>	<p>Sec. 201. Pursuant to in accordance with the provisions of section 30 of article IX of the state constitution of 1963, total state spending from state resources under part 1 for the fiscal year 2018 ending September 30, 2017 is \$337,143,600.00365,081,200.00 and state spending from state resources to be paid appropriations paid to local units of government for fiscal year 2018 is are \$4,531,000.003,750,000.00. The following itemized liststatement below identifies appropriations from which spending appropriations to local units of government will occur:</p> <p>DEPARTMENT OF ENVIRONMENTAL QUALITY</p> <p>Drinking water and environmental health... \$ 212,000</p> <p>Drinking water program grants..... 600,000157,000</p> <p>Emergency cleanup actions..... 106,000</p> <p>Noncommunity water grants..... 1,800,0001,700,000</p> <p>Scrap tire grants..... 500,000</p> <p>Pollution prevention local grants..... 250,000</p> <p>Real-time beach monitoring program..... 500,000</p> <p>Septage waste compliance grants..... 100,000</p> <p>Recycling initiative..... 450,000</p>	<p>Sec. 201. Pursuant to in accordance with the provisions of section 30 of article IX of the state constitution of 1963, total state spending from state resources under part 1 for the fiscal year 2018 ending September 30, 2017 is \$337,143,600.00365,081,200.00 and state spending from state resources to be paid appropriations paid to local units of government for fiscal year 2018 is are \$4,531,000.003,750,000.00. The following itemized liststatement below identifies appropriations from which spending appropriations to local units of government will occur:</p> <p>DEPARTMENT OF ENVIRONMENTAL QUALITY</p> <p>Drinking water and environmental health... \$ 212,000</p> <p>Drinking water program grants..... 600,000157,000</p> <p>Emergency cleanup actions..... 106,000</p> <p>Noncommunity water grants..... 1,800,0001,700,000</p> <p>Scrap tire grants..... 500,000</p> <p>Pollution prevention local grants..... 250,000</p> <p>Real-time beach monitoring program..... 500,000</p> <p>Septage waste compliance grants..... 100,000</p> <p>Recycling initiative..... 450,000</p>	<p>Sec. 201. Pursuant to in accordance with the provisions of section 30 of article IX of the state constitution of 1963, total state spending from state resources under part 1 for the fiscal year 2018 ending September 30, 2017 is \$329,801,900.00365,081,200.00 and state spending from state resources to be paid appropriations paid to local units of government for fiscal year 2018 is are \$4,531,000.003,750,000.00. The following itemized liststatement below identifies appropriations from which spending appropriations to local units of government will occur:</p> <p>DEPARTMENT OF ENVIRONMENTAL QUALITY</p> <p>Drinking water and environmental health... \$ 212,000</p> <p>Drinking water program grants..... 600,000157,000</p> <p>Emergency cleanup actions..... 106,000</p> <p>Noncommunity water grants..... 1,800,0001,700,000</p> <p>Scrap tire grants..... 500,000</p> <p>Pollution prevention local grants..... 250,000</p> <p>Real-time beach monitoring program..... 500,000</p> <p>Septage waste compliance grants..... 100,000</p> <p>Recycling initiative..... 450,000</p>



DEPARTMENT OF ENVIRONMENTAL QUALITY – Boilerplate

HOUSE FISCAL AGENCY	DEPARTMENT OF ENVIRONMENTAL QUALITY – Boilerplate			
	FY 2016-17 CURRENT LAW	FY 2017-18		
		EXECUTIVE	HOUSE	ENACTED
	Medical_Solid waste management program..... 65,000 Surface water..... 160,000 TOTAL..... \$4,531,000- 3,750,000	Medical_Solid waste management program..... 65,000 Surface water..... 160,000 TOTAL..... \$4,531,000- 3,750,000	Medical_Solid waste management program..... 65,000 Surface water..... 160,000 TOTAL..... \$4,531,000- 3,750,000	
Appropriations Subject to Management and Budget Act Sec. 202. The appropriations authorized under this part and part 1 are subject to the management and budget act, 1984 PA 431, MCL 18.1101 to 18.1594.	No change.	No change	No change	



DEPARTMENT OF ENVIRONMENTAL QUALITY – Boilerplate

**FY 2016-17
CURRENT
LAW**

FY 2017-18

EXECUTIVE

HOUSE

ENACTED

Acronyms Definitions

Sec. 203. As used in this part and part 1:

- (a) “Department” means the department of environmental quality.
- (b) “Director” means the director of the department.
- (c) “FTE” means full-time equated.
- (d) “IDG” means interdepartmental grant.
- (e) “IDT” means intradepartmental transfer.
- (f) “MDOT” means the state transportation department.
- (g) “MDSP” means the department of state police.
- (h) “NPDES” means national pollution discharge elimination system.

Sec. 203. As used in this ~~articlepart and part 1:~~

- (a) “Department” means the department of environmental quality.
- (b) “Director” means the director of the department.
- (c) “FTE” means full-time equated.
- (d) “IDG” means interdepartmental grant.
- ~~(e) “IDT” means intradepartmental transfer.~~
- ~~(f) “MDOT” means the state transportation department.~~
- ~~(g) “MDSP” means the department of state police.~~
- ~~(e^h) “NPDES” means national pollution discharge elimination system.~~

Sec. 203. As used in this ~~articlepart and part 1:~~

- (a) “Department” means the department of environmental quality.
- (b) “Director” means the director of the department.
- (c) “FTE” means full-time equated.
- (d) “IDG” means interdepartmental grant.
- ~~(e) “IDT” means intradepartmental transfer.~~
- ~~(f) “MDOT” means the state transportation department.~~
- ~~(g) “MDSP” means the department of state police.~~
- ~~(e^h) “NPDES” means national pollution discharge elimination system.~~

Sec. 203. As used in this ~~articlepart and part 1:~~

- (a) “Department” means the department of environmental quality.
- (b) “Director” means the director of the department.
- (c) “FTE” means full-time equated.
- (d) “IDG” means interdepartmental grant.
- ~~(e) “IDT” means intradepartmental transfer.~~
- ~~(f) “MDOT” means the state transportation department.~~
- ~~(g) “MDSP” means the department of state police.~~
- ~~(e^h) “NPDES” means national pollution discharge elimination system.~~

Internet Availability of Required Reports

Sec. 204. The departments and agencies receiving appropriations in part 1 shall use the Internet to fulfill the reporting requirements of this part. This requirement may include transmission of reports via electronic mail to the recipients identified for each reporting requirement, or it may include placement of reports on an Internet or Intranet site.

No change.

No change

No change.



DEPARTMENT OF ENVIRONMENTAL QUALITY – Boilerplate

**FY 2016-17
CURRENT
LAW**

FY 2017-18

EXECUTIVE

HOUSE

ENACTED

Purchase of Foreign Goods and Services

Sec. 205. Funds appropriated in part 1 shall not be used for the purchase of foreign goods or services, or both, if competitively priced and of comparable quality American goods or services, or both, are available. Preference shall be given to goods or services, or both, manufactured or provided by Michigan businesses if they are competitively priced and of comparable quality. In addition, preference shall be given to goods or services, or both, that are manufactured or provided by Michigan businesses owned and operated by veterans, if they are competitively priced and of comparable quality.

No change.

No change

No change.

Businesses in Economically Deprived or Depressed Communities

Sec. 206. The director shall take all reasonable steps to ensure businesses in deprived and depressed communities compete for and perform contracts to provide services or supplies, or both. The director shall strongly encourage firms with which the department contracts to subcontract with certified businesses in depressed and deprived communities for services, supplies, or both.

No change.

No change

No change.



DEPARTMENT OF ENVIRONMENTAL QUALITY – Boilerplate

**FY 2016-17
CURRENT
LAW**

FY 2017-18

EXECUTIVE

HOUSE

ENACTED

Out-of-State Travel Report

No change.

No change

No change.

Sec. 207. The departments and agencies receiving appropriations in part 1 shall prepare a report on out-of-state travel expenses not later than January 1 of each year. The travel report shall be a listing of all travel by classified and unclassified employees outside this state in the immediately preceding fiscal year that was funded in whole or in part with funds appropriated in the department’s budget. The report shall be submitted to the house and senate appropriations committees, the house and senate fiscal agencies, and the state budget director. The report shall include the following information:

- (a) The dates of each travel occurrence.
- (b) The total transportation and related costs of each travel occurrence, including the proportion funded with state general fund/general purpose revenues, the proportion funded with state restricted revenues, the proportion funded with federal revenues, and the proportion funded with other revenues.

Legal Services

No change.

No change

No change.

Sec. 208. Funds appropriated in this part and part 1 shall not be used by a principal executive department, state agency, or authority to hire a person to provide legal services that are the responsibility of the attorney general. This prohibition does not apply to legal services for bonding activities and for those activities that the attorney general authorizes.



DEPARTMENT OF ENVIRONMENTAL QUALITY – Boilerplate

HOUSE FISCAL AGENCY	FY 2016-17 CURRENT LAW	FY 2017-18		
		EXECUTIVE	HOUSE	ENACTED
		<p>GF/GP Lapse</p> <p>Sec. 209. Not later than November 30, the state budget office shall prepare and transmit a report that provides for estimates of the total general fund/general purpose appropriation lapses at the close of the prior fiscal year. This report shall summarize the projected year-end general fund/general purpose appropriation lapses by major departmental program or program areas. The report shall be transmitted to the chairpersons of the senate and house appropriations committees and the senate and house fiscal agencies.</p>	No change.	No change
<p>Contingency Fund Transfer Authority</p> <p>Sec. 210. (1) In addition to the funds appropriated in part 1, there is appropriated an amount not to exceed \$30,000,000.00 for federal contingency funds. These funds are not available for expenditure until they have been transferred to another line item in part 1 under section 393(2) of the management and budget act, 1984 PA 431, MCL 18.1393.</p>	No change.	No change	No change.	
<p>(2) In addition to the funds appropriated in part 1, there is appropriated an amount not to exceed \$5,000,000.00 for state restricted contingency funds. These funds are not available for expenditure until they have been transferred to another line item in part 1 under section 393(2) of the management and budget act, 1984 PA 431, MCL 18.1393.</p>	No change.	No change	No change.	
<p>(3) In addition to the funds appropriated in part 1, there is appropriated an amount not</p>	No change.	No change	No change.	



DEPARTMENT OF ENVIRONMENTAL QUALITY – Boilerplate

**FY 2016-17
CURRENT
LAW**

FY 2017-18

EXECUTIVE

HOUSE

ENACTED

to exceed \$100,000.00 for local contingency funds. These funds are not available for expenditure until they have been transferred to another line item in part 1 under section 393(2) of the management and budget act, 1984 PA 431, MCL 18.1393.

(4) In addition to the funds appropriated in part 1, there is appropriated an amount not to exceed \$500,000.00 for private contingency funds. These funds are not available for expenditure until they have been transferred to another line item in part 1 under section 393(2) of the management and budget act, 1984 PA 431, MCL 18.1393.

No change.

No change

No change.



DEPARTMENT OF ENVIRONMENTAL QUALITY – Boilerplate

**FY 2016-17
CURRENT
LAW**

FY 2017-18

EXECUTIVE

HOUSE

ENACTED

Expenditure Posting on Internet

Sec. 211. The department shall cooperate with the department of technology, management, and budget to maintain a searchable website accessible by the public at no cost that includes, but is not limited to, all of the following for each department or agency:

- (a) Fiscal year-to-date expenditures by category.
- (b) Fiscal year-to-date expenditures by appropriation unit.
- (c) Fiscal year-to-date payments to a selected vendor, including the vendor name, payment date, payment amount, and payment description.
- (d) The number of active department employees by job classification.
- (e) Job specifications and wage rates.

No change.

No change

No change.



DEPARTMENT OF ENVIRONMENTAL QUALITY – Boilerplate

HOUSE FISCAL AGENCY FY 2016-17 CURRENT LAW	FY 2017-18		
	EXECUTIVE	HOUSE	ENACTED
	<p>Restricted Fund Revenues, Expenditures, and Fund Balances</p> <p>Sec. 212. Within 14 days after the release of the executive budget recommendation, the department shall cooperate with the state budget office to provide the senate and house appropriations chairs, the senate and house appropriations subcommittee chairs, and the senate and house fiscal agencies with an annual report on estimated state restricted fund balances, state restricted fund projected revenues, and state restricted fund expenditures for the fiscal years ending September 30, 2016 and September 30, 2017.</p>	No change.	No change
<p>Website Scorecard</p> <p>Sec. 213. The department shall maintain, on a publicly accessible website, a department scorecard that identifies, tracks, and regularly updates key metrics that are used to monitor and improve the agency’s performance.</p>	No change.	No change	No change.
<p>Identification of Legacy Costs</p> <p>Sec. 214. Total authorized appropriations from all sources under part 1 for legacy costs for the fiscal year ending September 30, 2017 are \$32,219,000.00. From this amount, total agency appropriations for pension-related legacy costs are estimated at \$18,429,800.00. Total agency appropriations for retiree health care legacy costs are estimated at \$14,808,400.00.</p>	<p>Sec. 214. Total authorized appropriations from all sources under part 1 for legacy costs for the fiscal year ending September 30, 2017 are \$32,219,000.00. From this amount, total agency appropriations for pension-related legacy costs are estimated at \$16,580,100.00. Total agency appropriations for retiree health care legacy costs are estimated at \$15,638,900.00.</p>	<p>Sec. 214. Total authorized appropriations from all sources under part 1 for legacy costs for the fiscal year ending September 30, 2017 are \$32,219,000.00. From this amount, total agency appropriations for pension-related legacy costs are estimated at \$16,580,100.00. Total agency appropriations for retiree health care legacy costs are estimated at \$15,638,900.00.</p>	<p>Sec. 214. Total authorized appropriations from all sources under part 1 for legacy costs for the fiscal year ending September 30, 2017 are \$32,219,000.00. From this amount, total agency appropriations for pension-related legacy costs are estimated at \$16,580,100.00. Total agency appropriations for retiree health care legacy costs are estimated at \$15,638,900.00.</p>



DEPARTMENT OF ENVIRONMENTAL QUALITY – Boilerplate

**FY 2016-17
CURRENT
LAW**

FY 2017-18

EXECUTIVE

HOUSE

ENACTED

Consolidated Report on Environmental Cleanup Projects

No change.

No change

No change.

Sec. 216. (1) The department shall report all of the following information relative to allocations made from appropriations for the environmental cleanup and redevelopment program, state cleanup, emergency actions, superfund cleanup, the revitalization revolving loan program, the brownfield grants and loans program, the leaking underground storage tank cleanup program, the contaminated lake and river sediments cleanup program, the refined petroleum product cleanup program, and the environmental protection bond projects under section 19508(7) of the natural resources and environmental protection act, 1994 PA 451, MCL 324.19508, to the state budget director, the senate and house appropriations subcommittees on environmental quality, and the senate and house fiscal agencies:

- (a) The name and location of the site for which an allocation is made.
- (b) The nature of the problem encountered at the site.
- (c) A brief description of how the problem will be resolved if the allocation is made for a response activity.
- (d) The estimated date that site closure activities will be completed.
- (e) The amount of the allocation, or the anticipated financing for the site.
- (f) A summary of the sites and the total amount of funds expended at the sites at the conclusion of the fiscal year.



DEPARTMENT OF ENVIRONMENTAL QUALITY – Boilerplate

**FY 2016-17
CURRENT
LAW**

FY 2017-18

EXECUTIVE

HOUSE

ENACTED

(g) The number of brownfield projects that were successfully redeveloped.



DEPARTMENT OF ENVIRONMENTAL QUALITY – Boilerplate

**FY 2016-17
CURRENT
LAW**

FY 2017-18

EXECUTIVE

HOUSE

ENACTED

(2) The report prepared under subsection (1) shall also include all of the following:

(a) The status of all state-owned facilities that are on the list compiled under part 201 of the natural resources and environmental protection act, 1994 PA 451, MCL 324.20101 to 324.20142.

(b) The report shall include the total amount of funds expended during the fiscal year and the total amount of funds awaiting expenditure.

(c) The total amount of bonds issued for the environmental protection bond program pursuant to part 193 of the natural resources and environmental protection act, 1994 PA 451, MCL 324.19301 to 324.19306, and bonds issued pursuant to the clean Michigan initiative act, 1998 PA 284, MCL 324.95101 to 324.95108.

No change.

No change

No change.

(3) The report shall be made available by March 31 of each year.

No change.

No change

No change.

Appropriations for Environmental Cleanup Projects

Sec. 217. (1) The department may expend amounts remaining from the current and prior fiscal year appropriations to meet funding needs of legislatively approved sites for the environmental cleanup and redevelopment program, the refined petroleum product cleanup program, brownfield grants and loans, waterfront grants, and the environmental bond site reclamation program.

No change.

No change

No change.



DEPARTMENT OF ENVIRONMENTAL QUALITY – Boilerplate

HOUSE FISCAL AGENCY	DEPARTMENT OF ENVIRONMENTAL QUALITY – Boilerplate			
	FY 2016-17 CURRENT LAW	FY 2017-18		
		EXECUTIVE	HOUSE	ENACTED
(2) Unexpended and unencumbered amounts remaining from appropriations from the environmental protection bond fund contained in 2003 PA 173, 2005 PA 109, 2006 PA 343, 2011 PA 63, and 2012 PA 236 are appropriated for expenditure for any site listed in this part and part 1 and any site listed in the public acts referenced in this section.	No change.	No change	No change.	
(3) Unexpended and unencumbered amounts remaining from appropriations from the clean Michigan initiative fund - response activities contained in 2000 PA 52, 2004 PA 309, 2005 PA 11, 2006 PA 343, 2007 PA 121, 2011 PA 63, 2013 PA 59, 2014 PA 252, and 2015 PA 84 are appropriated for expenditure for any site listed in this part and part 1 and any site listed in the public acts referenced in this section.	(3) Unexpended and unencumbered amounts remaining from appropriations from the clean Michigan initiative fund - response activities contained in 2000 PA 52, 2004 PA 309, 2005 PA 11, 2006 PA 343, 2007 PA 121, 2011 PA 63, 2013 PA 59, 2014 PA 252, and 2015 PA 84 , <u>and 2016 PA 268</u> are appropriated for expenditure for any site listed in this part and part 1 and any site listed in the public acts referenced in this section.	(3) Unexpended and unencumbered amounts remaining from appropriations from the clean Michigan initiative fund - response activities contained in 2000 PA 52, 2004 PA 309, 2005 PA 11, 2006 PA 343, 2007 PA 121, 2011 PA 63, 2013 PA 59, 2014 PA 252, and 2015 PA 84 , <u>and 2016 PA 268</u> are appropriated for expenditure for any site listed in this part and part 1 and any site listed in the public acts referenced in this section.	(3) Unexpended and unencumbered amounts remaining from appropriations from the clean Michigan initiative fund - response activities contained in 2000 PA 52, 2004 PA 309, 2005 PA 11, 2006 PA 343, 2007 PA 121, 2011 PA 63, 2013 PA 59, 2014 PA 252, and 2015 PA 84 , <u>and 2016 PA 268</u> are appropriated for expenditure for any site listed in this part and part 1 and any site listed in the public acts referenced in this section.	
(4) Unexpended and unencumbered amounts remaining from appropriations from the refined petroleum fund activities contained in 2007 PA 121, 2008 PA 247, 2009 PA 118, 2010 PA 189, 2011 PA 63, 2012 PA 200, 2013 PA 59, 2014 PA 252, and 2015 PA 84 are appropriated for expenditure for any site listed in this part and part 1 and any site listed in the public acts referenced in this section.	(4) Unexpended and unencumbered amounts remaining from appropriations from the refined petroleum fund activities contained in 2007 PA 121, 2008 PA 247, 2009 PA 118, 2010 PA 189, 2011 PA 63, 2012 PA 200, 2013 PA 59, 2014 PA 252, and 2015 PA 84 , <u>and 2016 PA 268</u> are appropriated for expenditure for any site listed in this part and part 1 and any site listed in the public acts referenced in this section.	(4) Unexpended and unencumbered amounts remaining from appropriations from the refined petroleum fund activities contained in 2007 PA 121, 2008 PA 247, 2009 PA 118, 2010 PA 189, 2011 PA 63, 2012 PA 200, 2013 PA 59, 2014 PA 252, and 2015 PA 84 , <u>and 2016 PA 268</u> are appropriated for expenditure for any site listed in this part and part 1 and any site listed in the public acts referenced in this section.	(4) Unexpended and unencumbered amounts remaining from appropriations from the refined petroleum fund activities contained in 2007 PA 121, 2008 PA 247, 2009 PA 118, 2010 PA 189, 2011 PA 63, 2012 PA 200, 2013 PA 59, 2014 PA 252, and 2015 PA 84 , <u>and 2016 PA 268</u> are appropriated for expenditure for any site listed in this part and part 1 and any site listed in the public acts referenced in this section.	



DEPARTMENT OF ENVIRONMENTAL QUALITY – Boilerplate

HOUSE FISCAL AGENCY	FY 2016-17 CURRENT LAW	FY 2017-18		
		EXECUTIVE	HOUSE	ENACTED
		(5) Unexpended and unencumbered amounts remaining from the appropriations from the strategic water quality initiatives fund contained in 2011 PA 50, 2011 PA 63, 2012 PA 200, 2013 PA 59, 2014 PA 252, and 2015 PA 84 are appropriated for expenditure for any site listed in this part and part 1 and any site listed in the public acts referenced in this section.	(5) Unexpended and unencumbered amounts remaining from the appropriations from the strategic water quality initiatives fund contained in 2011 PA 50, 2011 PA 63, 2012 PA 200, 2013 PA 59, 2014 PA 252, <u>and 2015 PA 84, and 2016 PA 268</u> are appropriated for expenditure for any site listed in this part and part 1 and any site listed in the public acts referenced in this section.	(5) Unexpended and unencumbered amounts remaining from the appropriations from the strategic water quality initiatives fund contained in 2011 PA 50, 2011 PA 63, 2012 PA 200, 2013 PA 59, 2014 PA 252, <u>and 2015 PA 84, and 2016 PA 268</u> are appropriated for expenditure for any site listed in this part and part 1 and any site listed in the public acts referenced in this section.
Settlement Fund Revenue Carryforward Sec. 219. Unexpended settlement revenues at the end of the fiscal year may be carried forward into the settlement fund in the succeeding fiscal year up to a maximum carryforward of \$2,500,000.00.	No change.	No change.	No change.	
Disciplinary Action Against State Employees Sec. 220. The department shall not take disciplinary action against an employee for communicating with a member of the legislature or his or her staff.	Deleted.	No change.	No change.	
Rule Promulgation Sec. 221. (1) Funds appropriated in part 1 shall not be used by the department to promulgate a rule that will apply to a small business and that will have a disproportionate economic impact on small businesses because of the size of those businesses if the department fails to reduce the disproportionate economic impact of the rule on small businesses as provided under	Deleted.	No change.	No change.	



DEPARTMENT OF ENVIRONMENTAL QUALITY – Boilerplate

**FY 2016-17
CURRENT
LAW**

FY 2017-18

EXECUTIVE

HOUSE

ENACTED

section 40 of the administrative procedures act of 1969, 1969 PA 306, MCL 24.240.

(2) As used in this section:

(a) “Rule” means that term as defined under section 7 of the administrative procedures act of 1969, 1969 PA 306, MCL 24.207.

(b) “Small business” means that term as defined under section 7a of the administrative procedures act of 1969, 1969 PA 306, MCL 24.207a.

Deleted.

No change.

No change.



DEPARTMENT OF ENVIRONMENTAL QUALITY – Boilerplate

**FY 2016-17
CURRENT
LAW**

FY 2017-18

EXECUTIVE

HOUSE

ENACTED

Clean Michigan Initiative Report

Sec. 235. The department shall prepare an annual report to the legislature that details all of the following for each of the allocations from the clean Michigan initiative bond fund as described in section 19607(1)(a) to (i) of the natural resources and environmental protection act, 1994 PA 451, MCL 324.19607:

- (a) The progress of projects funded in each category.
- (b) The current cost to date of all projects funded in each category.
- (c) The estimated remaining cost of all projects funded in each category.
- (d) The remaining balance of money in the fund allocated for each category

Deleted.

Sec. 235. The department shall prepare an annual report to the legislature by January 1, 2018 that details all of the following for each of the allocations from the clean Michigan initiative bond fund as described in section 19607(1)(a) to (i) of the natural resources and environmental protection act, 1994 PA 451, MCL 324.19607:

- (a) The progress of projects funded in each category.
- (b) The current cost to date of all projects funded in each category.
- (c) The estimated remaining cost of all projects funded in each category.
- (d) The remaining balance of money in the fund allocated for each category.
- (e) The total debt obligation on all clean Michigan initiative bonds and the length of time remaining until full bond repayment is achieved.

Sec. 235. The department shall prepare an annual report to the legislature by January 1, 2018 that details all of the following for each of the allocations from the clean Michigan initiative bond fund as described in section 19607(1)(a) to (i) of the natural resources and environmental protection act, 1994 PA 451, MCL 324.19607:

- (a) The progress of projects funded in each category.
- (b) The current cost to date of all projects funded in each category.
- (c) The estimated remaining cost of all projects funded in each category.
- (d) The remaining balance of money in the fund allocated for each category.
- (e) The total debt obligation on all clean Michigan initiative bonds and the length of time remaining until full bond repayment is achieved.



DEPARTMENT OF ENVIRONMENTAL QUALITY – Boilerplate

**FY 2016-17
CURRENT
LAW**

FY 2017-18


EXECUTIVE

HOUSE

ENACTED

Sec. 236. The department shall provide a report detailing the expenditure of departmental funds appropriated in 2015 PA 143 and 2016 PA 3. The report shall include the following:

- (a) The names and locations of entities receiving funds.
- (b) The purpose for each expenditure.
- (c) The status of programs supported by this funding.
- (d) A brief description of how related problems have been or will be resolved if expenditures are made for immediate response.
- (e) The job titles and number of departmental FTEs engaged in the Flint declaration of emergency response effort.

	DEPARTMENT OF ENVIRONMENTAL QUALITY – Boilerplate			
	FY 2016-17 CURRENT LAW	FY 2017-18		
		EXECUTIVE	HOUSE	ENACTED
			<p><i>Employee Legal Costs related to Drinking Water Declaration of Emergency</i></p> <p>Sec. 237. From the funds appropriated in part 1, the department shall be responsible for the necessary and reasonable attorney fees and costs incurred by private and independent legal counsel chosen by current and former classified and unclassified department employees in the defense of the department employees named as a party in any state or federal lawsuits or investigations related to the city of Flint municipal water system.</p>	
<p><u>REMEDIATION DIVISION</u></p> <p><i>Laboratory Services Revenue Carryforward</i></p> <p>Sec. 301. Revenues remaining in the interdepartmental transfers, laboratory services at the end of the fiscal year shall carry forward into the succeeding fiscal year.</p>	No change.	No change.	No change.	



DEPARTMENT OF ENVIRONMENTAL QUALITY – Boilerplate

**FY 2016-17
CURRENT
LAW**

FY 2017-18

EXECUTIVE

HOUSE

ENACTED

Work Projects - Environmental Response Programs

Updates year.

Updates year.

Updates year.

Sec. 302. The unexpended funds appropriated in part 1 for emergency cleanup actions, the environmental cleanup and redevelopment program, and the refined petroleum product cleanup program are considered work project appropriations and any unencumbered or unallotted funds are carried forward into the succeeding fiscal year. The following is in compliance with section 451a(1) of the management and budget act, 1984 PA 431, MCL 18.1451a:

- (a) The purpose of the projects to be carried forward is to provide contaminated site cleanup.
- (b) The projects will be accomplished by contract.
- (c) The total estimated cost of all projects is identified in each line-item appropriation.
- (d) The tentative completion date is September 30, 2021.

Restricted Fund Transfer: Cleanup and Redevelopment Trust Fund

Updates year.

Updates year.

Updates year.

Sec. 303. Effective October 1, 2016, surplus funds not to exceed \$1,000,000.00 in the cleanup and redevelopment trust fund are appropriated to the environmental protection fund created in section 503a of the natural resources and environmental protection act, 1994 PA 451, MCL 324.503a.



DEPARTMENT OF ENVIRONMENTAL QUALITY – Boilerplate

**FY 2016-17
CURRENT
LAW**

FY 2017-18

EXECUTIVE

HOUSE

ENACTED

Restricted Fund Transfer: Community Pollution Prevention Fund

Updates year.

Updates year.

Updates year.

Sec. 304. Effective October 1, 2016, surplus funds not to exceed \$1,000,000.00 in the community pollution prevention fund created in section 3f of 1976 IL 1, MCL 445.573f, are appropriated to the environmental protection fund created in section 503a of the natural resources and environmental protection act, 1994 PA 451, MCL 324.503a.

Refined Petroleum Fund

Deleted.

No change.

No change.

Sec. 305. It is the intent of the legislature to repay the refined petroleum fund for the \$70,000,000.00 that was transferred to the environmental protection fund created in section 503a of the natural resources and environmental protection act, 1994 PA 451, MCL 324.503a, as part of the resolution for the fiscal year 2006-2007 budget.



DEPARTMENT OF ENVIRONMENTAL QUALITY – Boilerplate

**FY 2016-17
CURRENT
LAW**

FY 2017-18

EXECUTIVE

HOUSE

ENACTED

Refined Petroleum Fund Cleanup Site List

Sec. 306. (1) The funds appropriated in part 1 for the refined petroleum product cleanup program shall be used to fund cleanup activities on the following sites:

<u>Site Name</u>	<u>County</u>
Long Lake Super Market	Alpena
Geyer Motor Sales Cheboygan	
Procter Gamble Cheboygan	
501 Leonard	Kent
1603 Diamond	Kent
Blanchard Grocery Montcalm	
Mark & Penny Case Clark Service Station	Branch #1027
	Kalamazoo
Action Auto #4	Genesee
Linden Multi-site Contamination 13169 Northline Road	Genesee Wayne

Deleted.

Deleted.


Sec. 306. (1) Subject to section 314 of this part, the funds appropriated in part 1 for the refined petroleum cleanup program shall be used to fund corrective actions performed by the department pursuant to section 21320 of the natural resources and environmental protection act, 1994 PA 451, MCL 324.21320.

(2) The department shall provide a report to the legislature on the amount actually spent at each site listed in subsection (1) and give a detailed account of the work actually performed at each site.

Deleted.

Deleted.

(2) By November 1, the department shall provide a report to the house and senate subcommittees on environmental quality and the state budget director on the refined petroleum product cleanup program containing the following information:
 (a) A list of sites the department intends to work on during the current fiscal year, including the fiscal year the project began.
 (b) A list of sites at which the department performed corrective actions during the previous fiscal year.

	DEPARTMENT OF ENVIRONMENTAL QUALITY – Boilerplate			
	FY 2016-17 CURRENT LAW	FY 2017-18		
		EXECUTIVE	HOUSE	ENACTED
				(c) A list of sites the department closed during the previous fiscal year.



DEPARTMENT OF ENVIRONMENTAL QUALITY – Boilerplate

FY 2016-17 CURRENT LAW	FY 2017-18		
	EXECUTIVE	HOUSE	ENACTED
<p>Bonding Language</p> <p>Sec. 310. (1) Upon approval by the state budget director, the department may expend from the general fund of the state an amount to meet the cash-flow requirements of projects funded under any of the following that are financed from bond proceeds and for which bonds have been authorized but not yet issued:</p> <p>(a) Part 52 of the natural resources and environmental protection act, 1994 PA 451, MCL 324.5201 to 324.5206.</p> <p>(b) Part 193 of the natural resources and environmental protection act, 1994 PA 451, MCL 324.19301 to 324.19306.</p> <p>(c) Part 196 of the natural resources and environmental protection act, 1994 PA 451, MCL 324.19601 to 324.19616.</p>	No change.	No change.	No change.
<p>(2) Upon the sale of bonds for projects described in subsection (1), the department shall credit the general fund of the state an amount equal to that expended from the general fund.</p>	No change.	No change.	No change.



DEPARTMENT OF ENVIRONMENTAL QUALITY – Boilerplate

**FY 2016-17
CURRENT
LAW**

FY 2017-18

EXECUTIVE

HOUSE

ENACTED

Perfluorinated Compounds Study and Workgroup

Sec. 312. From funds appropriated in part 1, the department shall do both of the following:

(a) Conduct a study on the effects of long-term exposure to perfluorinated compounds.

(b) Conduct a workgroup to establish cleanup criteria for perfluorinated compounds under part 201 of the natural resources and environmental protection act, 1994 PA 451, MCL 324.20101 to 324.20142.

Deleted.

Deleted.

Deleted.

Sec. 313. From the funds appropriated in part 1 for the vapor intrusion program, the department shall investigate at least 120 sites to determine whether chemical vapors have migrated from the original location of exposure. The purpose of this program is to evaluate, investigate, and mitigate sites statewide where vapor intrusion issues are or may be present.

Deleted.

Sec. 313. From the funds appropriated in part 1 for the vapor intrusion program, the department shall investigate sites to determine whether chemical vapors have migrated from the original location of exposure. The purpose of this program is to evaluate, investigate, and mitigate sites statewide where vapor intrusion issues are or may be present.



DEPARTMENT OF ENVIRONMENTAL QUALITY – Boilerplate

**FY 2016-17
CURRENT
LAW**

FY 2017-18

EXECUTIVE

HOUSE

ENACTED

Sec. 314. (1) From the funds appropriated in part 1 from the refined petroleum fund for the refined petroleum product cleanup program, the department shall expend an amount not to exceed \$36,000,000.00 for reimbursements to owners and operators of underground storage tank systems that have performed corrective actions but do not qualify for reimbursement under section 21510 of the natural resources and environmental protection act, 1994 PA 451, MCL 324.21510, due to the date the release was discovered and reported.

(2) As used in this section:
 (a) "Corrective action" means that term as defined in section 21302 of the natural resources and environmental protection act, 1994 PA 451, MCL 324.21302.
 (b) "Operator", "owner", and "underground storage tank system" mean those terms as defined in section 21303 of the natural resources and environmental protection act, 1994 PA 451, MCL 324.21303

WATER RESOURCES DIVISION


Water Quality and Use Initiative

Sec. 402. From the funds appropriated in part 1 for the water quality and use initiative/general line item, the department shall update a report detailing a comprehensive plan for the use of the water quality and use initiative funding appropriated in part 1 and identifying the amount of expenditures for specific

Deleted.

No change.

Deleted.

	DEPARTMENT OF ENVIRONMENTAL QUALITY – Boilerplate			
	FY 2016-17 CURRENT LAW	FY 2017-18		
		EXECUTIVE	HOUSE	ENACTED
<p>programs made from the water quality and use initiative/general line item, the real-time beach monitoring program line item, and the wetlands program line item. The report shall be submitted to the chairpersons of the senate and house of representatives appropriations subcommittees on environmental quality and the senate and house fiscal agencies by September 30, 2017.</p>				



DEPARTMENT OF ENVIRONMENTAL QUALITY – Boilerplate

**FY 2016-17
CURRENT
LAW**

FY 2017-18

EXECUTIVE

HOUSE

ENACTED

Septage Waste Compliance Program Grants

No change.

No change.

No change.

Sec. 405. If a certified health department does not exist in a city, county, or district or does not fulfill its responsibilities under part 117 of the natural resources and environmental protection act, 1994 PA 451, MCL 324.11701 to 324.11720, then the department may spend funds appropriated in part 1 under the septage waste compliance program in accordance with section 11716 of the natural resources and environmental protection act, 1994 PA 451, MCL 324.11716.

Contaminated Lake and River Sediment Cleanup Program

Sec. 407. The unexpended funds appropriated in part 1 for the contaminated lake and river sediment cleanup program are considered work project appropriations and any unencumbered or unallotted funds are carried forward into the succeeding fiscal year. The following is in compliance with section 451a(1) of the management and budget act, 1984 PA 431, MCL 18.1451a:
 (a) The purpose of the projects to be carried forward is to provide contaminated sediment cleanup.
 (b) The projects will be accomplished by contract.
 (c) The total estimated cost of all projects is \$1,565,0002,265,000.
 (d) The tentative completion date is September 30, 20224.

Sec. 407. The unexpended funds appropriated in part 1 for the contaminated lake and river sediment cleanup program are considered work project appropriations and any unencumbered or unallotted funds are carried forward into the succeeding fiscal year. The following is in compliance with section 451a(1) of the management and budget act, 1984 PA 431, MCL 18.1451a:
 (a) The purpose of the projects to be carried forward is to provide contaminated sediment cleanup.
 (b) The projects will be accomplished by contract.
 (c) The total estimated cost of all projects is \$1,565,0002,265,000.
 (d) The tentative completion date is September 30, 20224.

Sec. 407. The unexpended funds appropriated in part 1 for the contaminated lake and river sediment cleanup program are considered work project appropriations and any unencumbered or unallotted funds are carried forward into the succeeding fiscal year. The following is in compliance with section 451a(1) of the management and budget act, 1984 PA 431, MCL 18.1451a:
 (a) The purpose of the projects to be carried forward is to provide contaminated sediment cleanup.
 (b) The projects will be accomplished by contract.
 (c) The total estimated cost of all projects is \$1,565,0002,265,000.
 (d) The tentative completion date is September 30, 20224.

Sec. 407. The unexpended funds appropriated in part 1 for the contaminated lake and river sediment cleanup program are considered work project appropriations and any unencumbered or unallotted funds are carried forward into the succeeding fiscal year. The following is in compliance with section 451a(1) of the management and budget act, 1984 PA 431, MCL 18.1451a:
 (a) The purpose of the projects to be carried forward is to provide contaminated sediment cleanup.
 (b) The projects will be accomplished by contract.
 (c) The total estimated cost of all projects is \$2,265,000.
 (d) The tentative completion date is September 30, 2021.



DEPARTMENT OF ENVIRONMENTAL QUALITY – Boilerplate

**FY 2016-17
CURRENT
LAW**

FY 2017-18

EXECUTIVE

HOUSE

ENACTED

Lake Erie Report

Sec. 410. From the funds appropriated in part 1, the department shall compile a report on the status of the implementation plan for the western Lake Erie basin collaborative agreement. The department shall submit the report to the house and senate appropriations subcommittees on environmental quality and the house and senate fiscal agencies by March 1.

Deleted.

Deleted.

Sec. 410. From the funds appropriated in part 1, the department shall compile a report on the status of the implementation plan for the western Lake Erie basin collaborative agreement. In an effort to learn more about the presence and timing of harmful algal blooms, the report shall contain all of the following:
 (a) An estimated cost of removal of total phosphorus per pound at the 4 major wastewater treatment plants.
 (b) A description of the grants that have been awarded.
 (c) A description of the work that has commenced on the issue of dissolved reactive phosphorus, the expected objectives and outcomes of that work, and a list of the parties involved in that effort.
 (d) A description of the efforts and outcomes aimed at the total phosphorus reduction for the River Raisin watershed.

Sec. 411. For the state fiscal year ending September 30, 2018, there is appropriated from the clean Michigan initiative bond fund \$150,000.00 of revenues allocated for remediation of contaminated lake and river sediments under sections 19607 and 19608 of the natural resources and environmental protection act, 1994 PA 451, MCL 324.19607 and 324.19608, for an engineering study pertaining to the Allied Paper, Inc./Portage Creek/Kalamazoo River Superfund site. This study may be conducted under contract by a private engineering firm.



DEPARTMENT OF ENVIRONMENTAL QUALITY – Boilerplate

**FY 2016-17
CURRENT
LAW**

FY 2017-18

EXECUTIVE

HOUSE

ENACTED

RESOURCE MANAGEMENT DIVISION

Stormwater, Asset Management, and Wastewater (SAW) Grants Report

Sec. 603. From the funds appropriated in part 1, by December 31, 2016, the department shall compile and make available to the public on a publicly accessible website a report containing a summary document of each completed asset management plan for any stormwater, asset management, or wastewater grant awarded to a local unit of government to fund the development of a plan. As a condition of receiving a stormwater, asset management, or wastewater grant, a local unit of government shall make its asset management plan available to the department upon request when completed and shall retain copies of the plan that can be made available to the public for a minimum of 15 years. The department shall make available a summary document of each plan on a publicly accessible website by September 30 of the year it was completed. The summary document shall include a summary of the plan and contact information for the local unit of government.

Updates year.

Updates year.

Updates year.



DEPARTMENT OF ENVIRONMENTAL QUALITY – Boilerplate

**FY 2016-17
CURRENT
LAW**

FY 2017-18

EXECUTIVE

HOUSE

ENACTED

Sec. 604. From the funds appropriated in Part 1, the department will host three training sessions to public water supply owners and operators to provide technical assistance on the Lead and Copper Rule (LCR) of the Safe Drinking Water Act and contact 100% of public water supplies that are subject to the Lead and Copper Rule (LCR) with information on current LCR requirements including any modifications to Michigan's LCR and associated guidance and policies. The purpose of the program is to ensure that water is in accordance with Safe Drinking Water Act.

Deleted.

Sec. 604. From the funds appropriated in part 1, the department will host training sessions to public water supply owners and operators to provide technical assistance on the lead and copper rule (LCR) of the safe drinking water act and contact 100% of public water supplies that are subject to the lead and copper rule with information on current LCR requirements including any modifications to Michigan's LCR and associated guidance and policies. The purpose of the program is to ensure that water is in accordance with the safe drinking water act.



DEPARTMENT OF ENVIRONMENTAL QUALITY – Boilerplate

**FY 2016-17
CURRENT
LAW**

FY 2017-18

EXECUTIVE

HOUSE

ENACTED

Sec. 606. The department shall complete a report of expenditures by the stormwater, asset management, and wastewater program related to grants awarded for the planning, design, and construction of sewage collection and treatment systems for projects that address a substantial public health risk from treatment system failure."



DEPARTMENT OF ENVIRONMENTAL QUALITY – Boilerplate

FY 2016-17
CURRENT
LAW

FY 2017-18

EXECUTIVE

HOUSE

ENACTED

UNDERGROUND STORAGE TANK AUTHORITY

Underground Storage Tank Authority

Sec. 701. The unexpended funds appropriated in part 1 for the underground storage tank cleanup program are considered work project appropriations, and any unencumbered or unallotted funds are carried forward into the succeeding fiscal year. The following is in compliance with section 451a(1) of the management and budget act, 1984 PA 431, MCL 18.1451a:

- (a) The purpose of the projects to be carried forward is to provide contaminated site cleanup.
- (b) The projects will be accomplished by contract.
- (c) The total estimated cost of all projects is \$20,000,000.00.
- (d) The tentative completion date is September 30, 2021.

Updates year.

Updates year.

Updates year.



DEPARTMENT OF ENVIRONMENTAL QUALITY – Boilerplate

**FY 2016-17
CURRENT
LAW**

FY 2017-18

EXECUTIVE

HOUSE

ENACTED

ONE-TIME APPROPRIATIONS

Flint Declaration of Emergency

Sec. 801. From the funds appropriated in part 1 for drinking water declaration of emergency, the department shall allocate funds to address the following in a city in which a declaration of emergency was issued because of drinking water contamination:

- (a) Funding to change the source of water serving the distressed community's public water supply to an alternative reliable source of water.
- (b) Staff, lab and testing, and contract costs.

Deleted.

Deleted.

Deleted.

Sec. 801. (1) From the funds appropriated in part 1 for the drinking water declaration of emergency, the department shall allocate funds to address needs in a city in which a declaration of emergency was issued because of drinking water contamination. These funds may support, but are not limited to, the following activities:
 (a) Operational, managerial, and training expertise to water treatment plant operators and managers.
 (b) Water system needs.
 (2) The unexpended funds appropriated for drinking water declaration of emergency are designated as a work project appropriation, and any unencumbered or unexpended funds shall not lapse at

Sec. 801. (1) From the funds appropriated in part 1 for the drinking water declaration of emergency, the department shall allocate funds to address needs in a city in which a declaration of emergency was issued because of drinking water contamination. These funds may support, but are not limited to, the following activities:
 (a) Operational, managerial, and training expertise to water treatment plant operators and managers.
 (b) Water system needs.
 (2) The unexpended funds appropriated for drinking water declaration of emergency are designated as a work project appropriation, and any unencumbered or unexpended funds shall not lapse at the end of the fiscal year and shall be available for expenditure for

Deleted.



DEPARTMENT OF ENVIRONMENTAL QUALITY – Boilerplate

**FY 2016-17
CURRENT
LAW**

FY 2017-18

EXECUTIVE

HOUSE

ENACTED

the end of the fiscal year and shall be available for expenditure for projects under this section until the projects have been completed. The following is in compliance with section 451a of the management and budget act, 1984 PA 431, MCL 18.1451a:

(a) The purpose of the project is to address needs in a city in which a declaration of emergency was issued because of drinking water contamination.

(b) The projects will be accomplished by utilizing state employees or contracts with service providers, or both.

(c) The total estimated cost of the project is appropriated in Part 1.

(d) The tentative completion date is September 30, 2019.

projects under this section until the projects have been completed. The following is in compliance with section 451a of the management and budget act, 1984 PA 431, MCL 18.1451a:

(a) The purpose of the project is to address needs in a city in which a declaration of emergency was issued because of drinking water contamination.

(b) The projects will be accomplished by utilizing state employees or contracts with service providers, or both.

(c) The total estimated cost of the project is appropriated in Part 1.

(d) The tentative completion date is September 30, 2019.

Flint Supplemental Funding Report

Sec. 803. The department shall provide a report detailing the expenditure of departmental funds appropriated in 2015 PA 143 and 2016 PA 3. The report shall include the following:

(a) The names and locations of entities receiving funds.

(b) The purpose for each expenditure.

(c) The status of programs supported by this funding.

(d) A brief description of how related problems have been or will be resolved if expenditures are made for immediate response.

Deleted.

Sec. 803. The department shall provide a report detailing the expenditure of departmental funds appropriated in 2015 PA 143, 2016 PA 3, and 2016 PA 268 for the drinking water declaration of emergency, as well as departmental funding included in House Bill 4329 if enacted during the 2017-2018 legislative session. The report shall include the following:

(a) The names and locations of entities receiving funds.

(b) The purpose for each expenditure.

(c) The status of programs supported by this funding.

(d) A brief description of how related problems have been or will be resolved if

See Sec. 236



DEPARTMENT OF ENVIRONMENTAL QUALITY – Boilerplate

**FY 2016-17
CURRENT
LAW**

FY 2017-18

EXECUTIVE

HOUSE

ENACTED

(e) The job titles and number of departmental FTEs engaged in the Flint declaration of emergency response effort.

expenditures are made for immediate response.
 (e) Amended project plan.
 (f) Alternative analysis.
 (g) Public participation events.
 (h) Drinking water revolving fund set aside