

**JUDICIARY**



Analyst: Robin R. Risko  
[rrisko@house.mi.gov](mailto:rrisko@house.mi.gov)  
 Phone: (517) 373-8080

	Funding Source	FY 2020-21 Year-to-Date (02/11/21)	Changes from FY 2020-21 YTD				FY 2021-22 Appropriated Amounts			
			Executive 02/11/21	House 05/12/21	Senate 05/12/21	Enacted	Executive	House	Senate	Enacted
<b>Sec. 101. APPROPRIATION SUMMARY</b>										
	FTE-exempt	513.0	8.0	26.0	8.0	11.0	521.0	539.0	521.0	524.0
	FTE-judges	587.0	(1.0)	(1.0)	(1.0)	(1.0)	586.0	586.0	586.0	586.0
	<b>Gross</b>	<b>\$313,641,200</b>	<b>\$5,863,900</b>	<b>\$156,943,100</b>	<b>\$24,771,300</b>	<b>\$6,821,900</b>	<b>\$319,505,100</b>	<b>\$470,584,300</b>	<b>\$338,412,500</b>	<b>\$320,463,100</b>
	IDG	1,552,800	99,500	99,500	99,500	99,500	1,652,300	1,652,300	1,652,300	1,652,300
	Federal	6,393,500	(18,700)	(18,700)	(18,700)	(18,700)	6,374,800	6,374,800	6,374,800	6,374,800
	Local	7,654,500	(34,700)	(34,700)	(34,700)	(34,700)	7,619,800	7,619,800	7,619,800	7,619,800
	Private	1,228,500	(5,900)	(5,900)	(5,900)	(5,900)	1,222,600	1,222,600	1,222,600	1,222,600
	Restricted	94,877,600	(564,900)	(1,802,500)	(564,900)	(564,900)	94,312,700	93,075,100	94,312,700	94,312,700
	GF/GP	\$201,934,300	\$6,388,600	\$158,705,400	\$25,296,000	\$7,346,600	\$208,322,900	\$360,639,700	\$227,230,300	\$209,280,900

**JUDICIARY**




Analyst: Robin R. Risko  
[rrisko@house.mi.gov](mailto:rrisko@house.mi.gov)  
 Phone: (517) 373-8080

	Funding Source	FY 2020-21 Year-to-Date (02/11/21)	Changes from FY 2020-21 YTD				FY 2021-22 Appropriated Amounts			
			Executive 02/11/21	House 05/12/21	Senate 05/12/21	Enacted	Executive	House	Senate	Enacted
<b>Sec. 102. SUPREME COURT</b>	FTE-exempt	250.0	1.0	0.0	0.0	1.0	251.0	250.0	250.0	251.0
	<b>Gross</b>	<b>\$71,144,200</b>	<b>\$1,599,300</b>	<b>(\$2,076,300)</b>	<b>\$668,600</b>	<b>\$1,423,600</b>	<b>\$72,743,500</b>	<b>\$69,067,900</b>	<b>\$71,812,800</b>	<b>\$72,567,800</b>
	IDG	1,552,800	99,500	99,500	99,500	99,500	1,652,300	1,652,300	1,652,300	1,652,300
	Federal	5,820,400	(15,800)	(15,800)	(15,800)	(15,800)	5,804,600	5,804,600	5,804,600	5,804,600
	Local	7,654,500	(34,700)	(34,700)	(34,700)	(34,700)	7,619,800	7,619,800	7,619,800	7,619,800
	Private	1,139,600	(5,400)	(5,400)	(5,400)	(5,400)	1,134,200	1,134,200	1,134,200	1,134,200
	Restricted	7,803,600	(12,400)	(1,550,000)	(12,400)	(12,400)	7,791,200	6,253,600	7,791,200	7,791,200
	GF/GP	\$47,173,300	\$1,568,100	(\$569,900)	\$637,400	\$1,392,400	\$48,741,400	\$46,603,400	\$47,810,700	\$48,565,700
<b>1. Community Dispute Resolution</b>	FTE-exempt	3.0	0.0	0.0	0.0	0.0	3.0	3.0	3.0	3.0
	<b>Gross</b>	<b>\$3,370,200</b>	<b>(\$2,500)</b>	<b>(\$2,500)</b>	<b>(\$2,500)</b>	<b>(\$2,500)</b>	<b>\$3,367,700</b>	<b>\$3,367,700</b>	<b>\$3,367,700</b>	<b>\$3,367,700</b>
	Private	85,000	0	0	0	0	85,000	85,000	85,000	85,000
	Restricted	2,405,400	(1,800)	(1,800)	(1,800)	(1,800)	2,403,600	2,403,600	2,403,600	2,403,600
	GF/GP	\$879,800	(\$700)	(\$700)	(\$700)	(\$700)	\$879,100	\$879,100	\$879,100	\$879,100
Reflects a net reduction in funding for employee-related economics: increase for salaries and wages (2.0% on October 1, 2021 and 1.0% on April 1, 2022), increase for retirement and FICA, and decrease for other employment retirement costs.	<b>Gross Restricted GF/GP</b>		<b>(\$2,500)</b>	<b>(\$2,500)</b>	<b>(\$2,500)</b>	<b>(\$2,500)</b>				
			(1,800)	(1,800)	(1,800)	(1,800)				
			(\$700)	(\$700)	(\$700)	(\$700)				
<b>2. Direct Trial Court Automation Support</b>	FTE-exempt	44.0	0.0	0.0	0.0	0.0	44.0	44.0	44.0	44.0
	<b>Gross</b>	<b>\$7,654,500</b>	<b>(\$34,700)</b>	<b>(\$34,700)</b>	<b>(\$34,700)</b>	<b>(\$34,700)</b>	<b>\$7,619,800</b>	<b>\$7,619,800</b>	<b>\$7,619,800</b>	<b>\$7,619,800</b>
	Local	7,654,500	(34,700)	(34,700)	(34,700)	(34,700)	7,619,800	7,619,800	7,619,800	7,619,800
	GF/GP	\$0	\$0	\$0	\$0	\$0	\$0	\$0	\$0	\$0
Reflects a net reduction in funding for employee-related economics: increase for salaries and wages (2.0% on October 1, 2021 and 1.0% on April 1, 2022), increase for retirement and FICA, and decrease for other employment retirement costs.	<b>Gross Local GF/GP</b>		<b>(\$34,700)</b>	<b>(\$34,700)</b>	<b>(\$34,700)</b>	<b>(\$34,700)</b>				
			(34,700)	(34,700)	(34,700)	(34,700)				
			\$0	\$0	\$0	\$0				
<b>3. Drug Treatment Courts</b>	<b>Gross</b>	<b>\$12,083,000</b>	<b>\$400,000</b>	<b>\$400,000</b>	<b>\$400,000</b>	<b>\$400,000</b>	<b>\$12,483,000</b>	<b>\$12,483,000</b>	<b>\$12,483,000</b>	<b>\$12,483,000</b>
	IDG	1,500,000	0	0	0	0	1,500,000	1,500,000	1,500,000	1,500,000
	Federal	2,145,000	0	0	0	0	2,145,000	2,145,000	2,145,000	2,145,000
	Restricted	1,920,500	0	0	0	0	1,920,500	1,920,500	1,920,500	1,920,500
	GF/GP	\$6,517,500	\$400,000	\$400,000	\$400,000	\$400,000	\$6,917,500	\$6,917,500	\$6,917,500	\$6,917,500
Includes additional funding for support of drug treatment courts.	<b>Gross GF/GP</b>		<b>\$400,000</b>	<b>\$400,000</b>	<b>\$400,000</b>	<b>\$400,000</b>				
			\$400,000	\$400,000	\$400,000	\$400,000				
<b>4. Foster Care Review Board</b>	FTE-exempt	10.0	0.0	0.0	0.0	0.0	10.0	10.0	10.0	10.0
	<b>Gross</b>	<b>\$1,365,500</b>	<b>(\$5,100)</b>	<b>(\$5,100)</b>	<b>(\$5,100)</b>	<b>(\$5,100)</b>	<b>\$1,360,400</b>	<b>\$1,360,400</b>	<b>\$1,360,400</b>	<b>\$1,360,400</b>
	Federal	410,300	(1,500)	(1,500)	(1,500)	(1,500)	408,800	408,800	408,800	408,800
	GF/GP	\$955,200	(\$3,600)	(\$3,600)	(\$3,600)	(\$3,600)	\$951,600	\$951,600	\$951,600	\$951,600
Reflects a net reduction in funding for employee-related economics: increase for salaries and wages (2.0% on October 1, 2021 and 1.0% on April 1, 2022), increase for retirement and FICA, and decrease for other employment retirement costs.	<b>Gross Federal GF/GP</b>		<b>(\$5,100)</b>	<b>(\$5,100)</b>	<b>(\$5,100)</b>	<b>(\$5,100)</b>				
			(1,500)	(1,500)	(1,500)	(1,500)				
			(\$3,600)	(\$3,600)	(\$3,600)	(\$3,600)				
<b>5. Jail Reform Advisory Support</b>	FTE-exempt	0.0	0.0	0.0	0.0	1.0	0.0	0.0	0.0	1.0
	<b>Gross</b>	<b>\$0</b>	<b>\$0</b>	<b>\$0</b>	<b>\$0</b>	<b>\$150,000</b>	<b>\$0</b>	<b>\$0</b>	<b>\$0</b>	<b>\$150,000</b>
	GF/GP	\$0	\$0	\$0	\$0	\$150,000	\$0	\$0	\$0	\$150,000
<u>Conference</u> includes funding and FTE position authorization to support implementation of recently enacted criminal justice reforms and the Jail Reform Advisory Council established under EO 2021-5, and for educating and training Michigan judges on pretrial reforms.	FTE-exempt		0.0	0.0	0.0	1.0				
	<b>Gross</b>		<b>\$0</b>	<b>\$0</b>	<b>\$0</b>	<b>\$150,000</b>				
	GF/GP		\$0	\$0	\$0	\$150,000				


**JUDICIARY**

HOUSE <b>FISCAL</b> AGENCY	Analyst: Robin R. Risko <a href="mailto:rrisko@house.mi.gov">rrisko@house.mi.gov</a> Phone: (517) 373-8080	Funding Source	FY 2020-21 Year-to-Date (02/11/21)	Changes from FY 2020-21 YTD				FY 2021-22 Appropriated Amounts			
				Executive 02/11/21	House 05/12/21	Senate 05/12/21	Enacted	Executive	House	Senate	Enacted
<b>6. Judicial Information Systems</b>											
		FTE-exempt	24.0	0.0	0.0	0.0	0.0	24.0	24.0	24.0	24.0
		<b>Gross</b>	<b>\$4,845,800</b>	<b>\$780,900</b>	<b>\$780,900</b>	<b>\$175,900</b>	<b>\$780,900</b>	<b>\$5,626,700</b>	<b>\$5,626,700</b>	<b>\$5,021,700</b>	<b>\$5,626,700</b>
		IDG	52,800	(500)	(500)	(500)	(500)	52,300	52,300	52,300	52,300
		Federal	233,000	(1,100)	(1,100)	(1,100)	(1,100)	231,900	231,900	231,900	231,900
		GF/GP	\$4,560,000	\$782,500	\$782,500	\$177,500	\$782,500	\$5,342,500	\$5,342,500	\$4,737,500	\$5,342,500
	a. <u>Executive</u> includes funding to support ongoing costs related to implementation of the Michigan Clean Slate Initiative which will make criminal record expungement automatic for all people who are eligible. <u>House</u> concurs. <u>Senate</u> does not include funding. <u>Conference</u> includes funding.	<b>Gross</b> GF/GP		<b>\$605,000</b> \$605,000	<b>\$605,000</b> \$605,000	<b>\$0</b> \$0	<b>\$605,000</b> \$605,000				
	b. Includes funding to support the Michigan Legal Help program website and centers which provide free legal information and assistance to individuals who represent themselves in simple civil legal matters.	<b>Gross</b> GF/GP		<b>\$200,000</b> \$200,000	<b>\$200,000</b> \$200,000	<b>\$200,000</b> \$200,000	<b>\$200,000</b> \$200,000				
	c. Reflects a net reduction in funding for employee-related economics: increase for salaries and wages (2.0% on October 1, 2021 and 1.0% on April 1, 2022), increase for retirement and FICA, and decrease for other employment retirement costs.	<b>Gross</b> IDG Federal GF/GP		<b>(\$24,100)</b> (500) (1,100) (\$22,500)	<b>(\$24,100)</b> (500) (1,100) (\$22,500)	<b>(\$24,100)</b> (500) (1,100) (\$22,500)	<b>(\$24,100)</b> (500) (1,100) (\$22,500)				
<b>7. Judicial Institute</b>											
		FTE-exempt	13.0	0.0	0.0	0.0	0.0	13.0	13.0	13.0	13.0
		<b>Gross</b>	<b>\$2,026,900</b>	<b>\$88,500</b>	<b>\$88,500</b>	<b>\$88,500</b>	<b>\$88,500</b>	<b>\$2,115,400</b>	<b>\$2,115,400</b>	<b>\$2,115,400</b>	<b>\$2,115,400</b>
		IDG	0	100,000	100,000	100,000	100,000	100,000	100,000	100,000	100,000
		Federal	223,300	(900)	(900)	(900)	(900)	222,400	222,400	222,400	222,400
		Private	64,600	(400)	(400)	(400)	(400)	64,200	64,200	64,200	64,200
		GF/GP	\$1,739,000	(\$10,200)	(\$10,200)	(\$10,200)	(\$10,200)	\$1,728,800	\$1,728,800	\$1,728,800	\$1,728,800
	a. Authorizes receipt and expenditure of Michigan Justice Training grant funding made available through the Department of State Police, Michigan Commission on Law Enforcement Standards, for training court support personnel.	<b>Gross</b> IDG GF/GP		<b>\$100,000</b> 100,000 \$0	<b>\$100,000</b> 100,000 \$0	<b>\$100,000</b> 100,000 \$0	<b>\$100,000</b> 100,000 \$0				
	b. Reflects a net reduction in funding for employee-related economics: increase for salaries and wages (2.0% on October 1, 2021 and 1.0% on April 1, 2022), increase for retirement and FICA, and decrease for other employment retirement costs.	<b>Gross</b> Federal Private GF/GP		<b>(\$11,500)</b> (900) (400) (\$10,200)	<b>(\$11,500)</b> (900) (400) (\$10,200)	<b>(\$11,500)</b> (900) (400) (\$10,200)	<b>(\$11,500)</b> (900) (400) (\$10,200)				
<b>8. Mental Health Courts and Diversion Services</b>											
		FTE-exempt	1.0	0.0	0.0	0.0	0.0	1.0	1.0	1.0	1.0
		<b>Gross</b>	<b>\$5,472,500</b>	<b>\$99,300</b>	<b>\$99,300</b>	<b>\$99,300</b>	<b>\$99,300</b>	<b>\$5,571,800</b>	<b>\$5,571,800</b>	<b>\$5,571,800</b>	<b>\$5,571,800</b>
		GF/GP	\$5,472,500	\$99,300	\$99,300	\$99,300	\$99,300	\$5,571,800	\$5,571,800	\$5,571,800	\$5,571,800
	a. Includes additional funding for support of mental health courts.	<b>Gross</b> GF/GP		<b>\$100,000</b> \$100,000	<b>\$100,000</b> \$100,000	<b>\$100,000</b> \$100,000	<b>\$100,000</b> \$100,000				
	b. Reflects a net reduction in funding for employee-related economics: increase for salaries and wages (2.0% on October 1, 2021 and 1.0% on April 1, 2022), increase for retirement and FICA, and decrease for other employment retirement costs.	<b>Gross</b> GF/GP		<b>(\$700)</b> (\$700)	<b>(\$700)</b> (\$700)	<b>(\$700)</b> (\$700)	<b>(\$700)</b> (\$700)				
<b>9. Next Generation Michigan Court System</b>											
		<b>Gross</b>	<b>\$4,116,000</b>	<b>\$0</b>	<b>\$0</b>	<b>\$0</b>	<b>\$0</b>	<b>\$4,116,000</b>	<b>\$4,116,000</b>	<b>\$4,116,000</b>	<b>\$4,116,000</b>
		GF/GP	\$4,116,000	\$0	\$0	\$0	\$0	\$4,116,000	\$4,116,000	\$4,116,000	\$4,116,000
	Retains current year funding levels.	<b>Gross</b> GF/GP		<b>\$0</b> \$0	<b>\$0</b> \$0	<b>\$0</b> \$0	<b>\$0</b> \$0				
<b>10. Other Federal Grants</b>											
		<b>Gross</b>	<b>\$275,100</b>	<b>\$0</b>	<b>\$0</b>	<b>\$0</b>	<b>\$0</b>	<b>\$275,100</b>	<b>\$275,100</b>	<b>\$275,100</b>	<b>\$275,100</b>
		Federal	275,100	0	0	0	0	275,100	275,100	275,100	275,100
		GF/GP	\$0	\$0	\$0	\$0	\$0	\$0	\$0	\$0	\$0
	Retains current year funding levels.	<b>Gross</b> GF/GP		<b>\$0</b> \$0	<b>\$0</b> \$0	<b>\$0</b> \$0	<b>\$0</b> \$0				


**JUDICIARY**

	Analyst: Robin R. Risko <a href="mailto:rrisko@house.mi.gov">rrisko@house.mi.gov</a> Phone: (517) 373-8080	Funding Source	FY 2020-21 Year-to-Date (02/11/21)	Changes from FY 2020-21 YTD				FY 2021-22 Appropriated Amounts			
				Executive 02/11/21	House 05/12/21	Senate 05/12/21	Enacted	Executive	House	Senate	Enacted
<b>11. State Court Administrative Office</b>		FTE-exempt	63.0	1.0	0.0	0.0	0.0	64.0	63.0	63.0	63.0
		<b>Gross</b>	<b>\$11,390,000</b>	<b>\$266,700</b>	<b>(\$59,000)</b>	<b>(\$59,000)</b>	<b>(\$59,000)</b>	<b>\$11,656,700</b>	<b>\$11,331,000</b>	<b>\$11,331,000</b>	<b>\$11,331,000</b>
		Federal	2,533,700	(12,300)	(12,300)	(12,300)	(12,300)	2,521,400	2,521,400	2,521,400	2,521,400
		Private	990,000	(5,000)	(5,000)	(5,000)	(5,000)	985,000	985,000	985,000	985,000
		Restricted	1,135,500	(5,500)	(5,500)	(5,500)	(5,500)	1,130,000	1,130,000	1,130,000	1,130,000
		GF/GP	\$6,730,800	\$289,500	(\$36,200)	(\$36,200)	(\$36,200)	\$7,020,300	\$6,694,600	\$6,694,600	\$6,694,600
a. <u>Executive</u> includes funding and 1.0 FTE position to be used for collecting, analyzing, and interpreting pretrial court data, providing technical assistance, conducting trainings on pretrial best practices, establishing pretrial metrics and performance measures, improving technological resources and data integration reports, and implementing recommendations of the Joint Task Force on Jail and Pretrial Incarceration. <u>House</u> does not include. <u>Senate</u> does not include. <u>Conference</u> does not include.		FTE-exempt		1.0	0.0	0.0	0.0				
		<b>Gross</b>		<b>\$325,700</b>	<b>\$0</b>	<b>\$0</b>	<b>\$0</b>				
		GF/GP		\$325,700	\$0	\$0	\$0				
b. Reflects a net reduction in funding for employee-related economics: increase for salaries and wages (2.0% on October 1, 2021 and 1.0% on April 1, 2022), increase for retirement and FICA, and decrease for other employment retirement costs.		<b>Gross</b>		<b>(\$59,000)</b>	<b>(\$59,000)</b>	<b>(\$59,000)</b>	<b>(\$59,000)</b>				
		Federal		(12,300)	(12,300)	(12,300)	(12,300)				
		Private		(5,000)	(5,000)	(5,000)	(5,000)				
		Restricted		(5,500)	(5,500)	(5,500)	(5,500)				
		GF/GP		(\$36,200)	(\$36,200)	(\$36,200)	(\$36,200)				
<b>12. Supreme Court Administration</b>		FTE-exempt	92.0	0.0	0.0	0.0	0.0	92.0	92.0	92.0	92.0
		<b>Gross</b>	<b>\$14,258,300</b>	<b>(\$93,800)</b>	<b>(\$93,800)</b>	<b>(\$93,800)</b>	<b>(\$93,800)</b>	<b>\$14,164,500</b>	<b>\$14,164,500</b>	<b>\$14,164,500</b>	<b>\$14,164,500</b>
		Restricted	804,600	(5,100)	(5,100)	(5,100)	(5,100)	799,500	799,500	799,500	799,500
		GF/GP	\$13,453,700	(\$88,700)	(\$88,700)	(\$88,700)	(\$88,700)	\$13,365,000	\$13,365,000	\$13,365,000	\$13,365,000
Reflects a net reduction in funding for employee-related economics: increase for salaries and wages (2.0% on October 1, 2021 and 1.0% on April 1, 2022), increase for retirement and FICA, and decrease for other employment retirement costs.		<b>Gross</b>		<b>(\$93,800)</b>	<b>(\$93,800)</b>	<b>(\$93,800)</b>	<b>(\$93,800)</b>				
		Restricted		(5,100)	(5,100)	(5,100)	(5,100)				
		GF/GP		(\$88,700)	(\$88,700)	(\$88,700)	(\$88,700)				
<b>13. Swift and Sure Sanctions Program</b>		<b>Gross</b>	<b>\$3,350,000</b>	<b>\$0</b>	<b>(\$3,349,900)</b>	<b>\$0</b>	<b>\$0</b>	<b>\$3,350,000</b>	<b>\$100</b>	<b>\$3,350,000</b>	<b>\$3,350,000</b>
		Restricted	1,537,600	0	(1,537,600)	0	0	1,537,600	0	1,537,600	1,537,600
		GF/GP	\$1,812,400	\$0	(\$1,812,300)	\$0	\$0	\$1,812,400	\$100	\$1,812,400	\$1,812,400
<u>Executive</u> retains current year funding levels. <u>House</u> eliminates funding, but leaves a \$100 placeholder. <u>Senate</u> retains current year funding. <u>Conference</u> retains current year funding.		<b>Gross</b>		<b>\$0</b>	<b>(\$3,349,900)</b>	<b>\$0</b>	<b>\$0</b>				
		Restricted		0	(1,537,600)	0	0				
		GF/GP		\$0	(\$1,812,300)	\$0	\$0				
<b>14. Veterans Courts</b>		<b>Gross</b>	<b>\$936,400</b>	<b>\$100,000</b>	<b>\$100,000</b>	<b>\$100,000</b>	<b>\$100,000</b>	<b>\$1,036,400</b>	<b>\$1,036,400</b>	<b>\$1,036,400</b>	<b>\$1,036,400</b>
		GF/GP	\$936,400	\$100,000	\$100,000	\$100,000	\$100,000	\$1,036,400	\$1,036,400	\$1,036,400	\$1,036,400
Includes additional funding for support of veteran courts.		<b>Gross</b>		<b>\$100,000</b>	<b>\$100,000</b>	<b>\$100,000</b>	<b>\$100,000</b>				
		GF/GP		\$100,000	\$100,000	\$100,000	\$100,000				

**JUDICIARY**

	Analyst: Robin R. Risko <a href="mailto:rrisko@house.mi.gov">rrisko@house.mi.gov</a> Phone: (517) 373-8080	Funding Source	FY 2020-21 Year-to-Date (02/11/21)	Changes from FY 2020-21 YTD				FY 2021-22 Appropriated Amounts			
				Executive 02/11/21	House 05/12/21	Senate 05/12/21	Enacted	Executive	House	Senate	Enacted
<b>Sec. 103. COURT OF APPEALS</b>		FTE-exempt	175.0	0.0	0.0	0.0	0.0	175.0	175.0	175.0	175.0
		<b>Gross</b>	<b>\$25,252,500</b>	<b>\$389,500</b>	<b>(\$158,400)</b>	<b>(\$158,400)</b>	<b>\$338,900</b>	<b>\$25,642,000</b>	<b>\$25,094,100</b>	<b>\$25,094,100</b>	<b>\$25,591,400</b>
		GF/GP	\$25,252,500	\$389,500	(\$158,400)	(\$158,400)	\$338,900	\$25,642,000	\$25,094,100	\$25,094,100	\$25,591,400
<b>1. Court of Appeals Operations</b>		FTE-exempt	175.0	0.0	0.0	0.0	0.0	175.0	175.0	175.0	175.0
		<b>Gross</b>	<b>\$25,252,500</b>	<b>\$389,500</b>	<b>(\$158,400)</b>	<b>(\$158,400)</b>	<b>\$338,900</b>	<b>\$25,642,000</b>	<b>\$25,094,100</b>	<b>\$25,094,100</b>	<b>\$25,591,400</b>
		GF/GP	\$25,252,500	\$389,500	(\$158,400)	(\$158,400)	\$338,900	\$25,642,000	\$25,094,100	\$25,094,100	\$25,591,400
a. <u>Executive</u> restores funding that was reduced from the FY 2020-21 budget as part of statewide budget reductions. Funding would allow the Court of Appeals to backfill leadership and support positions at the Court of Appeals office in Detroit, as well as to support information systems for the court. <u>House</u> does not restore funding. <u>Senate</u> does not restore funding. <u>Conference</u> restores a portion of the amount of funding that was reduced.		<b>Gross</b>		<b>\$547,900</b>	<b>\$0</b>	<b>\$0</b>	<b>\$497,300</b>				
		GF/GP		\$547,900	\$0	\$0	\$497,300				
b. Reflects a net reduction in funding for employee-related economics: increase for salaries and wages (2.0% on October 1, 2021 and 1.0% on April 1, 2022), increase for retirement and FICA, and decrease for other employment retirement costs.		<b>Gross</b>		<b>(\$158,400)</b>	<b>(\$158,400)</b>	<b>(\$158,400)</b>	<b>(\$158,400)</b>				
		GF/GP		(\$158,400)	(\$158,400)	(\$158,400)	(\$158,400)				

**JUDICIARY**

	Analyst: Robin R. Risko <a href="mailto:rrisko@house.mi.gov">rrisko@house.mi.gov</a> Phone: (517) 373-8080	Funding Source	FY 2020-21 Year-to-Date (02/11/21)	Changes from FY 2020-21 YTD				FY 2021-22 Appropriated Amounts			
				Executive 02/11/21	House 05/12/21	Senate 05/12/21	Enacted	Executive	House	Senate	Enacted
<b>Sec. 104. BRANCHWIDE APPROPRIATIONS</b>		FTE-exempt	4.0	0.0	0.0	0.0	0.0	4.0	4.0	4.0	4.0
		<b>Gross</b>	<b>\$8,767,800</b>	<b>\$242,300</b>	<b>\$242,300</b>	<b>\$242,300</b>	<b>\$242,300</b>	<b>\$9,010,100</b>	<b>\$9,010,100</b>	<b>\$9,010,100</b>	<b>\$9,010,100</b>
		GF/GP	\$8,767,800	\$242,300	\$242,300	\$242,300	\$242,300	\$9,010,100	\$9,010,100	\$9,010,100	\$9,010,100
<b>1. Branchwide Appropriations</b>		FTE-exempt	4.0	0.0	0.0	0.0	0.0	4.0	4.0	4.0	4.0
		<b>Gross</b>	<b>\$8,767,800</b>	<b>\$242,300</b>	<b>\$242,300</b>	<b>\$242,300</b>	<b>\$242,300</b>	<b>\$9,010,100</b>	<b>\$9,010,100</b>	<b>\$9,010,100</b>	<b>\$9,010,100</b>
		GF/GP	\$8,767,800	\$242,300	\$242,300	\$242,300	\$242,300	\$9,010,100	\$9,010,100	\$9,010,100	\$9,010,100
Reflects a net increase in funding for economics: increase for salaries and wages (2.0% on October 1, 2021 and 1.0% on April 1, 2022), increase for retirement and FICA, decrease for other employment retirement costs, decrease for worker's compensation premium costs, and increase for building occupancy charges and rent costs.		<b>Gross</b>		<b>\$242,300</b>	<b>\$242,300</b>	<b>\$242,300</b>	<b>\$242,300</b>				
		GF/GP		\$242,300	\$242,300	\$242,300	\$242,300				



**JUDICIARY**

HOUSE <b>FISCAL</b> AGENCY	Analyst: Robin R. Risko <a href="mailto:rrisko@house.mi.gov">rrisko@house.mi.gov</a> Phone: (517) 373-8080	Funding Source	FY 2020-21 Year-to-Date (02/11/21)	Changes from FY 2020-21 YTD				FY 2021-22 Appropriated Amounts			
				Executive 02/11/21	House 05/12/21	Senate 05/12/21	Enacted	Executive	House	Senate	Enacted
<b>Sec. 105. JUSTICES' AND JUDGES' COMPENSATION</b>											
		FTE-justices	7.0	0.0	0.0	0.0	0.0	7.0	7.0	7.0	7.0
		FTE-judges	580.0	(1.0)	(1.0)	(1.0)	(1.0)	579.0	579.0	579.0	579.0
		<b>Gross</b>	<b>\$102,669,600</b>	<b>\$3,362,500</b>	<b>\$3,362,500</b>	<b>\$3,362,500</b>	<b>\$3,362,500</b>	<b>\$106,032,100</b>	<b>\$106,032,100</b>	<b>\$106,032,100</b>	<b>\$106,032,100</b>
		Restricted	3,329,400	(1,358,600)	(1,358,600)	(1,358,600)	(1,358,600)	1,970,800	1,970,800	1,970,800	1,970,800
		GF/GP	\$99,340,200	\$4,721,100	\$4,721,100	\$4,721,100	\$4,721,100	\$104,061,300	\$104,061,300	\$104,061,300	\$104,061,300
<b>1. Supreme Court Justices' Salaries</b>											
		FTE-justices	7.0	0.0	0.0	0.0	0.0	7.0	7.0	7.0	7.0
		<b>Gross</b>	<b>\$1,210,400</b>	<b>\$60,100</b>	<b>\$60,100</b>	<b>\$60,100</b>	<b>\$60,100</b>	<b>\$1,270,500</b>	<b>\$1,270,500</b>	<b>\$1,270,500</b>	<b>\$1,270,500</b>
		GF/GP	\$1,210,400	\$60,100	\$60,100	\$60,100	\$60,100	\$1,270,500	\$1,270,500	\$1,270,500	\$1,270,500
	Includes funding for the 5% salary increase for Supreme Court Justices as recommended by the State Officers Compensation Commission in 2019.	<b>Gross</b>		<b>\$60,100</b>	<b>\$60,100</b>	<b>\$60,100</b>	<b>\$60,100</b>				
		GF/GP		\$60,100	\$60,100	\$60,100	\$60,100				
<b>2. Circuit Court Judges' State Base Salaries</b>											
		FTE-judges	217.0	0.0	0.0	0.0	0.0	217.0	217.0	217.0	217.0
		<b>Gross</b>	<b>\$23,761,500</b>	<b>\$1,018,300</b>	<b>\$1,018,300</b>	<b>\$1,018,300</b>	<b>\$1,018,300</b>	<b>\$24,779,800</b>	<b>\$24,779,800</b>	<b>\$24,779,800</b>	<b>\$24,779,800</b>
		Restricted	1,567,000	(627,200)	(627,200)	(627,200)	(627,200)	939,800	939,800	939,800	939,800
		GF/GP	\$22,194,500	\$1,645,500	\$1,645,500	\$1,645,500	\$1,645,500	\$23,840,000	\$23,840,000	\$23,840,000	\$23,840,000
	a. Includes general fund revenue to cover a shortfall in the amount of Court Fee Fund revenue available to support circuit court judges salaries.	<b>Gross</b>		<b>\$0</b>	<b>\$0</b>	<b>\$0</b>	<b>\$0</b>				
		Restricted		(627,200)	(627,200)	(627,200)	(627,200)				
		GF/GP		\$627,200	\$627,200	\$627,200	\$627,200				
	b. Includes funding for the 2.0% salary increase on October 1, 2021 and the 1.0% salary increase on April 1, 2022 for all circuit court judges.	<b>Gross</b>		<b>\$1,018,300</b>	<b>\$1,018,300</b>	<b>\$1,018,300</b>	<b>\$1,018,300</b>				
		GF/GP		\$1,018,300	\$1,018,300	\$1,018,300	\$1,018,300				
<b>3. Circuit Court Judicial Salary Standardization</b>											
		<b>Gross</b>	<b>\$9,922,100</b>	<b>\$0</b>	<b>\$0</b>	<b>\$0</b>	<b>\$0</b>	<b>\$9,922,100</b>	<b>\$9,922,100</b>	<b>\$9,922,100</b>	<b>\$9,922,100</b>
		Restricted	696,100	(296,000)	(296,000)	(296,000)	(296,000)	400,100	400,100	400,100	400,100
		GF/GP	\$9,226,000	\$296,000	\$296,000	\$296,000	\$296,000	\$9,522,000	\$9,522,000	\$9,522,000	\$9,522,000
	Includes general fund revenue to cover a shortfall in the amount of Court Fee Fund revenue available to support circuit court judges salaries.	<b>Gross</b>		<b>\$0</b>	<b>\$0</b>	<b>\$0</b>	<b>\$0</b>				
		Restricted		(296,000)	(296,000)	(296,000)	(296,000)				
		GF/GP		\$296,000	\$296,000	\$296,000	\$296,000				
<b>4. Court of Appeals Judges' Salaries</b>											
		FTE-judges	25.0	0.0	0.0	0.0	0.0	25.0	25.0	25.0	25.0
		<b>Gross</b>	<b>\$4,200,200</b>	<b>\$127,100</b>	<b>\$127,100</b>	<b>\$127,100</b>	<b>\$127,100</b>	<b>\$4,327,300</b>	<b>\$4,327,300</b>	<b>\$4,327,300</b>	<b>\$4,327,300</b>
		GF/GP	\$4,200,200	\$127,100	\$127,100	\$127,100	\$127,100	\$4,327,300	\$4,327,300	\$4,327,300	\$4,327,300
	Includes funding for the 2.0% salary increase on October 1, 2021 and the 1.0% salary increase on April 1, 2022 for all court of appeals judges.	<b>Gross</b>		<b>\$127,100</b>	<b>\$127,100</b>	<b>\$127,100</b>	<b>\$127,100</b>				
		GF/GP		\$127,100	\$127,100	\$127,100	\$127,100				
<b>5. District Court Judges' State Base Salaries</b>											
		FTE-judges	235.0	(1.0)	(1.0)	(1.0)	(1.0)	234.0	234.0	234.0	234.0
		<b>Gross</b>	<b>\$25,303,300</b>	<b>\$975,700</b>	<b>\$975,700</b>	<b>\$975,700</b>	<b>\$975,700</b>	<b>\$26,279,000</b>	<b>\$26,279,000</b>	<b>\$26,279,000</b>	<b>\$26,279,000</b>
		GF/GP	\$25,303,300	\$975,700	\$975,700	\$975,700	\$975,700	\$26,279,000	\$26,279,000	\$26,279,000	\$26,279,000
	a. Reflects a savings from elimination of 1.0 district court judgeship in Shiawassee County pursuant to 2012 PA 17.	FTE-judges		(1.0)	(1.0)	(1.0)	(1.0)				
		<b>Gross</b>		<b>(\$107,700)</b>	<b>(\$107,700)</b>	<b>(\$107,700)</b>	<b>(\$107,700)</b>				
		GF/GP		(\$107,700)	(\$107,700)	(\$107,700)	(\$107,700)				
	b. Includes funding for the 2.0% salary increase on October 1, 2021 and the 1.0% salary increase on April 1, 2022 for all district court judges.	<b>Gross</b>		<b>\$1,083,400</b>	<b>\$1,083,400</b>	<b>\$1,083,400</b>	<b>\$1,083,400</b>				
		GF/GP		\$1,083,400	\$1,083,400	\$1,083,400	\$1,083,400				

**JUDICIARY**

HOUSE <b>FISCAL</b> AGENCY	Analyst: Robin R. Risko <a href="mailto:rrisko@house.mi.gov">rrisko@house.mi.gov</a> Phone: (517) 373-8080	Funding Source	FY 2020-21 Year-to-Date (02/11/21)	Changes from FY 2020-21 YTD				FY 2021-22 Appropriated Amounts			
				Executive 02/11/21	House 05/12/21	Senate 05/12/21	Enacted	Executive	House	Senate	Enacted
<b>6. District Court Judicial Salary Standardization</b>		<b>Gross</b>	<b>\$10,745,200</b>	<b>(\$45,700)</b>	<b>(\$45,700)</b>	<b>(\$45,700)</b>	<b>(\$45,700)</b>	<b>\$10,699,500</b>	<b>\$10,699,500</b>	<b>\$10,699,500</b>	<b>\$10,699,500</b>
GF/GP			\$10,745,200	(\$45,700)	(\$45,700)	(\$45,700)	(\$45,700)	\$10,699,500	\$10,699,500	\$10,699,500	\$10,699,500
Reflects a savings from elimination of 1.0 district court judgeship in Shiawassee County pursuant to 2012 PA 17.		<b>Gross</b>		<b>(\$45,700)</b>	<b>(\$45,700)</b>	<b>(\$45,700)</b>	<b>(\$45,700)</b>				
GF/GP				(\$45,700)	(\$45,700)	(\$45,700)	(\$45,700)				
<b>7. Probate Court Judges' State Base Salaries</b>		FTE-judges	103.0	0.0	0.0	0.0	0.0	103.0	103.0	103.0	103.0
<b>Gross</b>			<b>\$11,189,800</b>	<b>\$477,900</b>	<b>\$477,900</b>	<b>\$477,900</b>	<b>\$477,900</b>	<b>\$11,667,700</b>	<b>\$11,667,700</b>	<b>\$11,667,700</b>	<b>\$11,667,700</b>
Restricted			738,100	(295,500)	(295,500)	(295,500)	(295,500)	442,600	442,600	442,600	442,600
GF/GP			\$10,451,700	\$773,400	\$773,400	\$773,400	\$773,400	\$11,225,100	\$11,225,100	\$11,225,100	\$11,225,100
a. Includes general fund revenue to cover a shortfall in the amount of Court Fee Fund revenue available to support probate court judges salaries.		<b>Gross</b>		<b>\$0</b>	<b>\$0</b>	<b>\$0</b>	<b>\$0</b>				
Restricted				(295,500)	(295,500)	(295,500)	(295,500)				
GF/GP				\$295,500	\$295,500	\$295,500	\$295,500				
b. Includes funding for the 2.0% salary increase on October 1, 2021 and the 1.0% salary increase on April 1, 2022 for all probate court judges.		<b>Gross</b>		<b>\$477,900</b>	<b>\$477,900</b>	<b>\$477,900</b>	<b>\$477,900</b>				
GF/GP				\$477,900	\$477,900	\$477,900	\$477,900				
<b>8. Probate Court Judicial Salary Standardization</b>		<b>Gross</b>	<b>\$4,669,600</b>	<b>\$0</b>	<b>\$0</b>	<b>\$0</b>	<b>\$0</b>	<b>\$4,669,600</b>	<b>\$4,669,600</b>	<b>\$4,669,600</b>	<b>\$4,669,600</b>
Restricted			328,200	(139,900)	(139,900)	(139,900)	(139,900)	188,300	188,300	188,300	188,300
GF/GP			\$4,341,400	\$139,900	\$139,900	\$139,900	\$139,900	\$4,481,300	\$4,481,300	\$4,481,300	\$4,481,300
Includes general fund revenue to cover a shortfall in the amount of Court Fee Fund revenue available to support probate court judges salaries.		<b>Gross</b>		<b>\$0</b>	<b>\$0</b>	<b>\$0</b>	<b>\$0</b>				
Restricted				(139,900)	(139,900)	(139,900)	(139,900)				
GF/GP				\$139,900	\$139,900	\$139,900	\$139,900				
<b>9. Judges' Retirement System Defined Contributions</b>		<b>Gross</b>	<b>\$5,173,200</b>	<b>\$560,400</b>	<b>\$560,400</b>	<b>\$560,400</b>	<b>\$560,400</b>	<b>\$5,733,600</b>	<b>\$5,733,600</b>	<b>\$5,733,600</b>	<b>\$5,733,600</b>
GF/GP			\$5,173,200	\$560,400	\$560,400	\$560,400	\$560,400	\$5,733,600	\$5,733,600	\$5,733,600	\$5,733,600
Includes funding to cover costs of actuarially required retirement contributions.		<b>Gross</b>		<b>\$560,400</b>	<b>\$560,400</b>	<b>\$560,400</b>	<b>\$560,400</b>				
GF/GP				\$560,400	\$560,400	\$560,400	\$560,400				
<b>10. OASI, Social Security</b>		<b>Gross</b>	<b>\$6,494,300</b>	<b>\$188,700</b>	<b>\$188,700</b>	<b>\$188,700</b>	<b>\$188,700</b>	<b>\$6,683,000</b>	<b>\$6,683,000</b>	<b>\$6,683,000</b>	<b>\$6,683,000</b>
GF/GP			\$6,494,300	\$188,700	\$188,700	\$188,700	\$188,700	\$6,683,000	\$6,683,000	\$6,683,000	\$6,683,000
a. Reflects a savings from elimination of 1.0 district court judgeship in Shiawassee County pursuant to 2012 PA 17.		<b>Gross</b>		<b>(\$11,000)</b>	<b>(\$11,000)</b>	<b>(\$11,000)</b>	<b>(\$11,000)</b>				
GF/GP				(\$11,000)	(\$11,000)	(\$11,000)	(\$11,000)				
b. Includes funding to cover costs of FICA contributions.		<b>Gross</b>		<b>\$199,700</b>	<b>\$199,700</b>	<b>\$199,700</b>	<b>\$199,700</b>				
GF/GP				\$199,700	\$199,700	\$199,700	\$199,700				




**JUDICIARY**

HOUSE <b>FISCAL</b> AGENCY	Analyst: Robin R. Risko <a href="mailto:rrisko@house.mi.gov">rrisko@house.mi.gov</a> Phone: (517) 373-8080	Funding Source	FY 2020-21 Year-to-Date (02/11/21)	Changes from FY 2020-21 YTD				FY 2021-22 Appropriated Amounts			
				Executive 02/11/21	House 05/12/21	Senate 05/12/21	Enacted	Executive	House	Senate	Enacted
<b>Sec. 106. JUDICIAL AGENCIES</b>		FTE-exempt	7.0	0.0	1.0	1.0	1.0	7.0	8.0	8.0	8.0
		<b>Gross</b>	<b>\$1,408,700</b>	<b>(\$7,200)</b>	<b>\$175,100</b>	<b>\$174,800</b>	<b>\$175,100</b>	<b>\$1,401,500</b>	<b>\$1,583,800</b>	<b>\$1,583,500</b>	<b>\$1,583,800</b>
		GF/GP	\$1,408,700	(\$7,200)	\$175,100	\$174,800	\$175,100	\$1,401,500	\$1,583,800	\$1,583,500	\$1,583,800
<b>1. Judicial Tenure Commission</b>		FTE-exempt	7.0	0.0	1.0	1.0	1.0	7.0	8.0	8.0	8.0
		<b>Gross</b>	<b>\$1,408,700</b>	<b>(\$7,200)</b>	<b>\$175,100</b>	<b>\$174,800</b>	<b>\$175,100</b>	<b>\$1,401,500</b>	<b>\$1,583,800</b>	<b>\$1,583,500</b>	<b>\$1,583,800</b>
		GF/GP	\$1,408,700	(\$7,200)	\$175,100	\$174,800	\$175,100	\$1,401,500	\$1,583,800	\$1,583,500	\$1,583,800
a. Reflects a net reduction in funding for employee-related economics: increase for salaries and wages (2.0% on October 1, 2021 and 1.0% on April 1, 2022), increase for retirement and FICA, and decrease for other employment retirement costs		<b>Gross</b>		<b>(\$7,200)</b>	<b>(\$7,200)</b>	<b>(\$7,200)</b>	<b>(\$7,200)</b>				
		GF/GP		(\$7,200)	(\$7,200)	(\$7,200)	(\$7,200)				
b. <u>House</u> includes funding for 1 additional staff attorney. <u>Senate</u> includes funding for 1 additional staff attorney, but \$300 less than the House. <u>Conference</u> includes funding for 1 additional staff attorney.		FTE-exempt		0.0	1.0	1.0	1.0				
		<b>Gross</b>		<b>\$0</b>	<b>\$182,300</b>	<b>\$182,000</b>	<b>\$182,300</b>				
		GF/GP		\$0	\$182,300	\$182,000	\$182,300				

**JUDICIARY**

HOUSE <b>FISCAL</b> AGENCY	Analyst: Robin R. Risko <a href="mailto:rrisko@house.mi.gov">rrisko@house.mi.gov</a> Phone: (517) 373-8080	Funding Source	FY 2020-21 Year-to-Date (02/11/21)	Changes from FY 2020-21 YTD				FY 2021-22 Appropriated Amounts			
				Executive 02/11/21	House 05/12/21	Senate 05/12/21	Enacted	Executive	House	Senate	Enacted
<b>Sec. 107. INDIGENT DEFENSE - CRIMINAL</b>		FTE-exempt	56.0	7.0	0.0	0.0	0.0	63.0	56.0	56.0	56.0
		<b>Gross</b>	<b>\$8,644,400</b>	<b>\$1,277,500</b>	<b>\$338,400</b>	<b>\$20,338,400</b>	<b>\$338,400</b>	<b>\$9,921,900</b>	<b>\$8,982,800</b>	<b>\$28,982,800</b>	<b>\$8,982,800</b>
		Federal	573,100	(2,900)	(2,900)	(2,900)	(2,900)	570,200	570,200	570,200	570,200
		Private	88,900	(500)	(500)	(500)	(500)	88,400	88,400	88,400	88,400
		Restricted	173,100	(700)	(700)	(700)	(700)	172,400	172,400	172,400	172,400
		GF/GP	\$7,809,300	\$1,281,600	\$342,500	\$20,342,500	\$342,500	\$9,090,900	\$8,151,800	\$28,151,800	\$8,151,800
<b>1. Appellate Public Defender Program</b>		FTE-exempt	56.0	7.0	0.0	0.0	0.0	63.0	56.0	56.0	56.0
		<b>Gross</b>	<b>\$8,644,400</b>	<b>\$1,277,500</b>	<b>\$338,400</b>	<b>\$338,400</b>	<b>\$338,400</b>	<b>\$9,921,900</b>	<b>\$8,982,800</b>	<b>\$8,982,800</b>	<b>\$8,982,800</b>
		Federal	573,100	(2,900)	(2,900)	(2,900)	(2,900)	570,200	570,200	570,200	570,200
		Private	88,900	(500)	(500)	(500)	(500)	88,400	88,400	88,400	88,400
		Restricted	173,100	(700)	(700)	(700)	(700)	172,400	172,400	172,400	172,400
		GF/GP	\$7,809,300	\$1,281,600	\$342,500	\$342,500	\$342,500	\$9,090,900	\$8,151,800	\$8,151,800	\$8,151,800
a. <u>Executive</u> includes ongoing funding and authorization for 7.0 FTE positions for the State Appellate Defender Office to ensure compliance with the U.S. Supreme Court ruling on the <i>Montgomery v Louisiana</i> case. SADO provides post-conviction representation of juvenile lifers. There are 57 clients awaiting contested hearings. <u>House</u> does not include ongoing funding or FTE positions. <u>Senate</u> does not include ongoing funding or FTE positions. <u>Conference</u> does not include ongoing funding or FTE positions.		FTE-exempt		7.0	0.0	0.0	0.0				
		<b>Gross</b>		<b>\$939,100</b>	<b>\$0</b>	<b>\$0</b>	<b>\$0</b>				
		GF/GP		\$939,100	\$0	\$0	\$0				
b. Restores funding that was reduced from the FY 2020-21 budget as part of statewide budget reductions. Funding would be used to backfill 3.0 public defender positions to help maintain the statutory minimum 25% appellate caseload.		<b>Gross</b>		<b>\$360,700</b>	<b>\$360,700</b>	<b>\$360,700</b>	<b>\$360,700</b>				
		GF/GP		\$360,700	\$360,700	\$360,700	\$360,700				
c. Reflects a net reduction in funding for employee-related economics: increase for salaries and wages (2.0% on October 1, 2021 and 1.0% on April 1, 2022), increase for retirement and FICA, decrease for other employment retirement costs, and increase for rent.		<b>Gross</b>		<b>(\$22,300)</b>	<b>(\$22,300)</b>	<b>(\$22,300)</b>	<b>(\$22,300)</b>				
		Federal		(2,900)	(2,900)	(2,900)	(2,900)				
		Private		(500)	(500)	(500)	(500)				
		Restricted		(700)	(700)	(700)	(700)				
		GF/GP		(\$18,200)	(\$18,200)	(\$18,200)	(\$18,200)				
<b>2. State Employee Legal Services Administration</b>		<b>Gross</b>	<b>\$0</b>	<b>\$0</b>	<b>\$0</b>	<b>\$20,000,000</b>	<b>\$0</b>	<b>\$0</b>	<b>\$0</b>	<b>\$20,000,000</b>	<b>\$0</b>
		GF/GP	\$0	\$0	\$0	\$20,000,000	\$0	\$0	\$0	\$20,000,000	\$0
<u>Senate</u> includes funding for SADO to administer a fund to be used to cover legal fees for state employees and state agencies pursuant to the Governmental Liability for Negligence Act (MCL 691.1408).		<b>Gross</b>		<b>\$0</b>	<b>\$0</b>	<b>\$20,000,000</b>	<b>\$0</b>				
		GF/GP		\$0	\$0	\$20,000,000	\$0				

**JUDICIARY**

	Analyst: Robin R. Risko <a href="mailto:rrisko@house.mi.gov">rrisko@house.mi.gov</a> Phone: (517) 373-8080	Funding Source	FY 2020-21 Year-to-Date (02/11/21)	Changes from FY 2020-21 YTD				FY 2021-22 Appropriated Amounts			
				Executive 02/11/21	House 05/12/21	Senate 05/12/21	Enacted	Executive	House	Senate	Enacted
<b>Sec. 108. INDIGENT CIVIL LEGAL ASSISTANCE</b>		<b>Gross</b>	<b>\$7,937,000</b>	\$0	\$0	\$0	\$0	\$7,937,000	\$7,937,000	\$7,937,000	\$7,937,000
		Restricted	7,937,000	0	0	0	0	7,937,000	7,937,000	7,937,000	7,937,000
		GF/GP	\$0	\$0	\$0	\$0	\$0	\$0	\$0	\$0	\$0
<b>1. Indigent Civil Legal Assistance</b>		<b>Gross</b>	<b>\$7,937,000</b>	\$0	\$0	\$0	\$0	\$7,937,000	\$7,937,000	\$7,937,000	\$7,937,000
		Restricted	7,937,000	0	0	0	0	7,937,000	7,937,000	7,937,000	7,937,000
		GF/GP	\$0	\$0	\$0	\$0	\$0	\$0	\$0	\$0	\$0
Retains current year funding levels.		<b>Gross</b>		\$0	\$0	\$0	\$0				
		GF/GP		\$0	\$0	\$0	\$0				

**JUDICIARY**

HOUSE <b>FISCAL</b> AGENCY	Analyst: Robin R. Risko <a href="mailto:rrisko@house.mi.gov">rrisko@house.mi.gov</a> Phone: (517) 373-8080	Funding Source	FY 2020-21 Year-to-Date (02/11/21)	Changes from FY 2020-21 YTD				FY 2021-22 Appropriated Amounts			
				Executive 02/11/21	House 05/12/21	Senate 05/12/21	Enacted	Executive	House	Senate	Enacted
<b>Sec. 109. MICHIGAN INDIGENT DEFENSE COMMISSION</b>		FTE-exempt	0.0	0.0	16.0	0.0	0.0	0.0	16.0	0.0	0.0
		<b>Gross</b>	<b>\$0</b>	<b>\$0</b>	<b>\$149,616,800</b>	<b>\$0</b>	<b>\$0</b>	<b>\$0</b>	<b>\$149,616,800</b>	<b>\$0</b>	<b>\$0</b>
		Restricted	0	0	300,000	0	0	0	300,000	0	0
		GF/GP	\$0	\$0	\$149,316,800	\$0	\$0	\$0	\$149,316,800	\$0	\$0
<b>1. Michigan Indigent Defense Commission</b>		FTE-exempt	0.0	0.0	16.0	0.0	0.0	0.0	16.0	0.0	0.0
		<b>Gross</b>	<b>\$0</b>	<b>\$0</b>	<b>\$2,699,400</b>	<b>\$0</b>	<b>\$0</b>	<b>\$0</b>	<b>\$2,699,400</b>	<b>\$0</b>	<b>\$0</b>
		GF/GP	\$0	\$0	\$2,699,400	\$0	\$0	\$0	\$2,699,400	\$0	\$0
<u>House</u> reflects the transfer of the Michigan Indigent Defense Commission from LARA to Judiciary. Funding in this line item is provided for administration of the grant program. <u>Senate</u> does not include. <u>Conference</u> does not include.		FTE-exempt		0.0	16.0	0.0	0.0				
		<b>Gross</b>		<b>\$0</b>	<b>\$2,699,400</b>	<b>\$0</b>	<b>\$0</b>				
		GF/GP		\$0	\$2,699,400	\$0	\$0				
<b>2. Michigan Indigent Defense Commission Grants</b>		<b>Gross</b>	<b>\$0</b>	<b>\$0</b>	<b>\$146,917,400</b>	<b>\$0</b>	<b>\$0</b>	<b>\$0</b>	<b>\$146,917,400</b>	<b>\$0</b>	<b>\$0</b>
		Restricted	0	0	300,000	0	0	0	300,000	0	0
		GF/GP	\$0	\$0	\$146,617,400	\$0	\$0	\$0	\$146,617,400	\$0	\$0
<u>House</u> reflects the transfer of the Michigan Indigent Defense Commission from LARA to Judiciary. Funding in this line item is provided for funding grants to local court units. <u>Senate</u> does not include. <u>Conference</u> does not include.		<b>Gross</b>		<b>\$0</b>	<b>\$146,917,400</b>	<b>\$0</b>	<b>\$0</b>				
		Restricted		0	300,000	0	0				
		GF/GP		\$0	\$146,617,400	\$0	\$0				

**JUDICIARY**

HOUSE <b>FISCAL</b> AGENCY	Analyst: Robin R. Risko <a href="mailto:rrisko@house.mi.gov">rrisko@house.mi.gov</a> Phone: (517) 373-8080	Funding Source	FY 2020-21 Year-to-Date (02/11/21)	Changes from FY 2020-21 YTD				FY 2021-22 Appropriated Amounts			
				Executive 02/11/21	House 05/12/21	Senate 05/12/21	Enacted	Executive	House	Senate	Enacted
<b>Sec. 110. TRIAL COURT OPERATIONS</b>											
		FTE-exempt	13.0	8.0	8.0	8.0	8.0	21.0	21.0	21.0	21.0
		<b>Gross</b>	<b>\$86,010,200</b>	<b>\$806,800</b>	<b>\$806,800</b>	<b>\$806,800</b>	<b>\$806,800</b>	<b>\$86,817,000</b>	<b>\$86,817,000</b>	<b>\$86,817,000</b>	<b>\$86,817,000</b>
		Restricted	75,634,500	806,800	806,800	806,800	806,800	76,441,300	76,441,300	76,441,300	76,441,300
		GF/GP	\$10,375,700	\$0	\$0	\$0	\$0	\$10,375,700	\$10,375,700	\$10,375,700	\$10,375,700
<b>1. Court Equity Fund Reimbursements</b>											
		<b>Gross</b>	<b>\$60,815,700</b>	<b>\$0</b>	<b>\$0</b>	<b>\$0</b>	<b>\$0</b>	<b>\$60,815,700</b>	<b>\$60,815,700</b>	<b>\$60,815,700</b>	<b>\$60,815,700</b>
		Restricted	50,440,000	0	0	0	0	50,440,000	50,440,000	50,440,000	50,440,000
		GF/GP	\$10,375,700	\$0	\$0	\$0	\$0	\$10,375,700	\$10,375,700	\$10,375,700	\$10,375,700
	Retains current year funding levels.	<b>Gross</b>		<b>\$0</b>	<b>\$0</b>	<b>\$0</b>	<b>\$0</b>				
		GF/GP		\$0	\$0	\$0	\$0				
<b>2. Drug Case-Flow Program</b>											
		<b>Gross</b>	<b>\$250,000</b>	<b>\$0</b>	<b>\$0</b>	<b>\$0</b>	<b>\$0</b>	<b>\$250,000</b>	<b>\$250,000</b>	<b>\$250,000</b>	<b>\$250,000</b>
		Restricted	250,000	0	0	0	0	250,000	250,000	250,000	250,000
		GF/GP	\$0	\$0	\$0	\$0	\$0	\$0	\$0	\$0	\$0
	Retains current year funding levels.	<b>Gross</b>		<b>\$0</b>	<b>\$0</b>	<b>\$0</b>	<b>\$0</b>				
		GF/GP		\$0	\$0	\$0	\$0				
<b>3. Drunk Driving Case-Flow Program</b>											
		<b>Gross</b>	<b>\$3,300,000</b>	<b>\$0</b>	<b>\$0</b>	<b>\$0</b>	<b>\$0</b>	<b>\$3,300,000</b>	<b>\$3,300,000</b>	<b>\$3,300,000</b>	<b>\$3,300,000</b>
		Restricted	3,300,000	0	0	0	0	3,300,000	3,300,000	3,300,000	3,300,000
		GF/GP	\$0	\$0	\$0	\$0	\$0	\$0	\$0	\$0	\$0
	Retains current year funding levels.	<b>Gross</b>		<b>\$0</b>	<b>\$0</b>	<b>\$0</b>	<b>\$0</b>				
		GF/GP		\$0	\$0	\$0	\$0				
<b>4. Judicial Technology Improvement Fund</b>											
		<b>Gross</b>	<b>\$4,815,000</b>	<b>\$0</b>	<b>\$0</b>	<b>\$0</b>	<b>\$0</b>	<b>\$4,815,000</b>	<b>\$4,815,000</b>	<b>\$4,815,000</b>	<b>\$4,815,000</b>
		Restricted	4,815,000	0	0	0	0	4,815,000	4,815,000	4,815,000	4,815,000
		GF/GP	\$0	\$0	\$0	\$0	\$0	\$0	\$0	\$0	\$0
	Retains current year funding levels.	<b>Gross</b>		<b>\$0</b>	<b>\$0</b>	<b>\$0</b>	<b>\$0</b>				
		GF/GP		\$0	\$0	\$0	\$0				
<b>5. Juror Compensation Reimbursement</b>											
		FTE-exempt	1.0	0.0	0.0	0.0	0.0	1.0	1.0	1.0	1.0
		<b>Gross</b>	<b>\$6,608,900</b>	<b>(\$900)</b>	<b>(\$900)</b>	<b>(\$900)</b>	<b>(\$900)</b>	<b>\$6,608,000</b>	<b>\$6,608,000</b>	<b>\$6,608,000</b>	<b>\$6,608,000</b>
		Restricted	6,608,900	(900)	(900)	(900)	(900)	6,608,000	6,608,000	6,608,000	6,608,000
		GF/GP	\$0	\$0	\$0	\$0	\$0	\$0	\$0	\$0	\$0
	Reflects a net reduction in funding for employee-related economics: increase for salaries and wages (2.0% on October 1, 2021 and 1.0% on April 1, 2022), increase for retirement and FICA, and decrease for other employment retirement costs.	<b>Gross</b>		<b>(\$900)</b>	<b>(\$900)</b>	<b>(\$900)</b>	<b>(\$900)</b>				
		Restricted		(900)	(900)	(900)	(900)				
		GF/GP		\$0	\$0	\$0	\$0				
<b>6. Statewide E-File System</b>											
		FTE-exempt	12.0	8.0	8.0	8.0	8.0	20.0	20.0	20.0	20.0
		<b>Gross</b>	<b>\$10,220,600</b>	<b>\$807,700</b>	<b>\$807,700</b>	<b>\$807,700</b>	<b>\$807,700</b>	<b>\$11,028,300</b>	<b>\$11,028,300</b>	<b>\$11,028,300</b>	<b>\$11,028,300</b>
		Restricted	10,220,600	807,700	807,700	807,700	807,700	11,028,300	11,028,300	11,028,300	11,028,300
		GF/GP	\$0	\$0	\$0	\$0	\$0	\$0	\$0	\$0	\$0
	a. Includes authorization for additional Electronic Filing Fee Fund revenue and FTE positions to support continued implementation, operation, and maintenance of the statewide electronic filing system pursuant to 2015 PA 230 - 234. The system will be rolled out to all trial courts starting in 2021.	FTE-exempt		8.0	8.0	8.0	8.0				
		<b>Gross</b>		<b>\$821,800</b>	<b>\$821,800</b>	<b>\$821,800</b>	<b>\$821,800</b>				
		Restricted		821,800	821,800	821,800	821,800				
		GF/GP		\$0	\$0	\$0	\$0				
	b. Reflects a net reduction in funding for employee-related economics: increase for salaries and wages (2.0% on October 1, 2021 and 1.0% on April 1, 2022), increase for retirement and FICA, and decrease for other employment retirement costs.	<b>Gross</b>		<b>(\$14,100)</b>	<b>(\$14,100)</b>	<b>(\$14,100)</b>	<b>(\$14,100)</b>				
		Restricted		(14,100)	(14,100)	(14,100)	(14,100)				
		GF/GP		\$0	\$0	\$0	\$0				

**JUDICIARY**

HOUSE <b>FISCAL</b> AGENCY	Analyst: Robin R. Risko <a href="mailto:rrisko@house.mi.gov">rrisko@house.mi.gov</a> Phone: (517) 373-8080	Funding Source	FY 2020-21 Year-to-Date (02/11/21)	Changes from FY 2020-21 YTD				FY 2021-22 Appropriated Amounts			
				Executive 02/11/21	House 05/12/21	Senate 05/12/21	Enacted	Executive	House	Senate	Enacted
<b>Sec. 111. ONE-TIME APPROPRIATIONS</b>											
		FTE-exempt	8.0	(8.0)	1.0	(1.0)	1.0	0.0	9.0	7.0	9.0
		<b>Gross</b>	<b>\$1,806,800</b>	<b>(\$1,806,800)</b>	<b>\$4,635,900</b>	<b>(\$663,700)</b>	<b>\$134,300</b>	<b>\$0</b>	<b>\$6,442,700</b>	<b>\$1,143,100</b>	<b>\$1,941,100</b>
		GF/GP	\$1,806,800	(\$1,806,800)	\$4,635,900	(\$663,700)	\$134,300	\$0	\$6,442,700	\$1,143,100	\$1,941,100
<b>1. Compliance with <i>Montgomery v Louisiana</i></b>											
		FTE-exempt	7.0	(7.0)	0.0	0.0	0.0	0.0	7.0	7.0	7.0
		<b>Gross</b>	<b>\$881,100</b>	<b>(\$881,100)</b>	<b>\$58,000</b>	<b>\$58,000</b>	<b>\$58,000</b>	<b>\$0</b>	<b>\$939,100</b>	<b>\$939,100</b>	<b>\$939,100</b>
		GF/GP	\$881,100	(\$881,100)	\$58,000	\$58,000	\$58,000	\$0	\$939,100	\$939,100	\$939,100
	<u>Executive</u> eliminates one-time funding and FTE position authorization for this line item, but includes ongoing funding and FTE positions in the Appellate Public Defender line item. <u>House</u> includes one-time funding and increases the appropriation by \$58,000 over current year. <u>Senate</u> includes one-time funding and increases the appropriation by \$58,000 over current year. <u>Conference</u> includes one-time funding and increases the appropriation by \$58,000 over current year.	FTE-exempt		(7.0)	0.0	0.0	0.0				
		<b>Gross</b>		<b>(\$881,100)</b>	<b>\$58,000</b>	<b>\$58,000</b>	<b>\$58,000</b>				
		GF/GP		(\$881,100)	\$58,000	\$58,000	\$58,000				
<b>2. Expansion of Problem Solving Courts</b>											
		<b>Gross</b>	<b>\$600,000</b>	<b>(\$600,000)</b>	<b>(\$600,000)</b>	<b>(\$600,000)</b>	<b>(\$600,000)</b>	<b>\$0</b>	<b>\$0</b>	<b>\$0</b>	<b>\$0</b>
		GF/GP	\$600,000	(\$600,000)	(\$600,000)	(\$600,000)	(\$600,000)	\$0	\$0	\$0	\$0
	Eliminates one-time funding for this line item, but includes ongoing funding in the drug, mental health, and veterans treatment courts line items.	<b>Gross</b>		<b>(\$600,000)</b>	<b>(\$600,000)</b>	<b>(\$600,000)</b>	<b>(\$600,000)</b>				
		GF/GP		(\$600,000)	(\$600,000)	(\$600,000)	(\$600,000)				
<b>3. Pretrial Risk Assessment</b>											
		FTE-exempt	1.0	(1.0)	(1.0)	(1.0)	(1.0)	0.0	0.0	0.0	0.0
		<b>Gross</b>	<b>\$325,700</b>	<b>(\$325,700)</b>	<b>(\$325,700)</b>	<b>(\$325,700)</b>	<b>(\$325,700)</b>	<b>\$0</b>	<b>\$0</b>	<b>\$0</b>	<b>\$0</b>
		GF/GP	\$325,700	(\$325,700)	(\$325,700)	(\$325,700)	(\$325,700)	\$0	\$0	\$0	\$0
	<u>Executive</u> eliminates one-time funding and FTE position authorization for this line item, but includes ongoing funding and FTE positions in the State Court Administrative Office line item. <u>House</u> eliminates funding. <u>Senate</u> eliminates funding. <u>Conference</u> eliminates funding.	FTE-exempt		(1.0)	(1.0)	(1.0)	(1.0)				
		<b>Gross</b>		<b>(\$325,700)</b>	<b>(\$325,700)</b>	<b>(\$325,700)</b>	<b>(\$325,700)</b>				
		GF/GP		(\$325,700)	(\$325,700)	(\$325,700)	(\$325,700)				
<b>4. Judicial Tenure Commission</b>											
		<b>Gross</b>	<b>\$0</b>	<b>\$0</b>	<b>\$204,000</b>	<b>\$204,000</b>	<b>\$204,000</b>	<b>\$0</b>	<b>\$204,000</b>	<b>\$204,000</b>	<b>\$204,000</b>
		GF/GP	\$0	\$0	\$204,000	\$204,000	\$204,000	\$0	\$204,000	\$204,000	\$204,000
	<u>House</u> includes funding to continue paying contract attorneys hired to work on addressing case backlog. <u>Senate</u> concurs. <u>Conference</u> concurs.	<b>Gross</b>		<b>\$0</b>	<b>\$204,000</b>	<b>\$204,000</b>	<b>\$204,000</b>				
		GF/GP		\$0	\$204,000	\$204,000	\$204,000				
<b>5. Justice Data Collection and Reporting System</b>											
		<b>Gross</b>	<b>\$0</b>	<b>\$0</b>	<b>\$4,501,600</b>	<b>\$0</b>	<b>\$0</b>	<b>\$0</b>	<b>\$4,501,600</b>	<b>\$0</b>	<b>\$0</b>
		GF/GP	\$0	\$0	\$4,501,600	\$0	\$0	\$0	\$4,501,600	\$0	\$0
	<u>House</u> includes funding for establishing a system to provide uniform collection, record, and reporting of data for criminal cases, juvenile justice cases, child abuse and neglect cases, and civil cases. <u>Senate</u> does not include. <u>Conference</u> does not include.	<b>Gross</b>		<b>\$0</b>	<b>\$4,501,600</b>	<b>\$0</b>	<b>\$0</b>				
		GF/GP		\$0	\$4,501,600	\$0	\$0				
<b>6. Justice for All Initiative</b>											
		FTE-exempt	0.0	0.0	2.0	0.0	2.0	0.0	2.0	0.0	2.0
		<b>Gross</b>	<b>\$0</b>	<b>\$0</b>	<b>\$798,000</b>	<b>\$0</b>	<b>\$798,000</b>	<b>\$0</b>	<b>\$798,000</b>	<b>\$0</b>	<b>\$798,000</b>
		GF/GP	\$0	\$0	\$798,000	\$0	\$798,000	\$0	\$798,000	\$0	\$798,000
	<u>House</u> includes funding for the Justice for All Commission to implement a strategic plan for systemic simplification of court rules and processes, including court forms. Funding would be used to support training, to develop an online forms portal, for establishing a framework for increased community engagement, and for developing performance metrics for access to justice. <u>Senate</u> does not include. <u>Conference</u> includes funding.	FTE-exempt		0.0	2.0	0.0	2.0				
		<b>Gross</b>		<b>\$0</b>	<b>\$798,000</b>	<b>\$0</b>	<b>\$798,000</b>				
		GF/GP		\$0	\$798,000	\$0	\$798,000				