

# THE SEITA SCHOLARS PROGRAM

## Points of Pride

Spring 2016



Seita Scholars  
Program  
Center for Fostering Success

WESTERN MICHIGAN UNIVERSITY

# PROGRAM FACTS

## GOALS

- Create **transitions** that lead to success in college and career for Western Michigan University students from foster care ages 18 to 25 years old.
- Develop a **community** of scholars among WMU students who have aged out of foster care, and create a safe community to deconstruct and reconstruct identity.
- **Educate** WMU students from foster care and their support network to enhance their professional skill set.
- **Transform** WMU students from foster care by integrating experiences from students' past to build opportunities for their future.

**21:1** STUDENT TO COACH RATIO

\*126 students enrolled Spring 2016

## ELIGIBILITY

To be eligible for the Seita Scholars Program, students must:

- Qualify for the Education and Training Voucher (ETV) and/or the Michigan Education Trust (MET) Fostering Futures scholarship.
- Submit the Free Application for Federal Student Aid (FAFSA) by March 1.
- Be admitted to Western Michigan University.

## OVERVIEW

To increase successful outcomes among youth who experienced foster care in the state of Michigan, the Seita Scholars Program is a holistic support program that:

- Provides a financial scholarship to WMU undergraduate students who experienced foster care. Effective July 2017, financial support is no longer tied to tuition and may be utilized to cover the cost of attendance. Seita Scholars will now be awarded financial support as a:
  - ◊ Legacy Scholar: A returning Seita Scholar who chooses to remain in the tuition based funding support.
  - ◊ Next Generation Scholar: Incoming students, along with returning Seita Scholars who opt into the new funding system.
- Supports students in accessing additional financial resources and scholarships specific to youth who have experienced foster care.
- Assists students in arranging **year-round housing** on campus to ensure a stable living environment.
- Provides dedicated Fostering Success Coach support to each Seita Scholar.

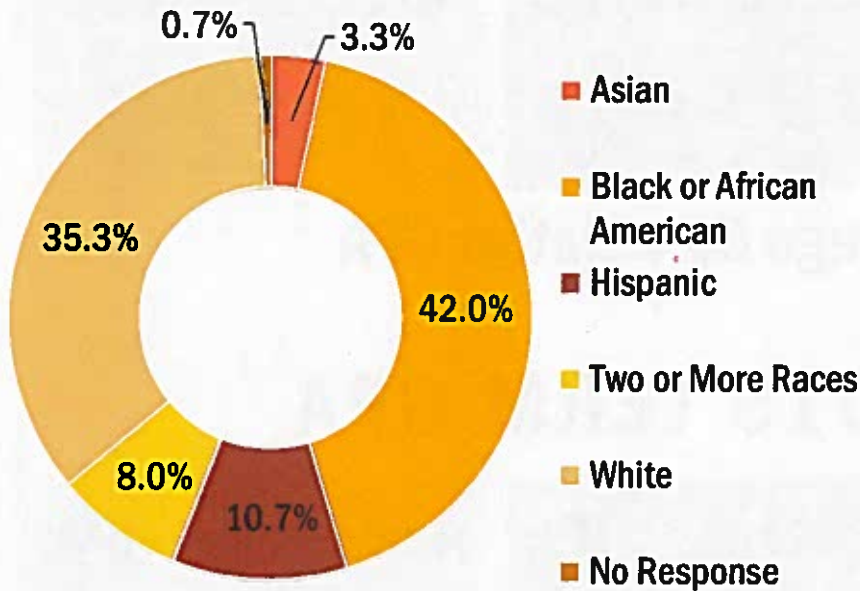


# DEMOGRAPHICS

## SPRING 2016 SEITA SCHOLARS

Data retrieved from Western Michigan University's Office of Institutional Research, based on students enrolled in the Seita Scholars Program at the inception of the 2015-16 academic year.


### SEITA SCHOLAR DEMOGRAPHIC PROFILE



OVER  
**35** MAJORS  
REPRESENTED

**33**  
MICHIGAN  
COUNTIES  
REPRESENTED

**396**  
STUDENTS SUPPORTED  
SINCE INCEPTION



# ACADEMICS

## FALL 2015 CUMULATIVE GPA

ABOVE A 2.0 GPA

**120**

**Students**

**82.1%**

ABOVE A 3.0 GPA

**42**

**Students**

**28.7%**

ABOVE A 3.5 GPA

**15**

**Students**

**10.2%**

**2.53 Average Cumulative GPA**

## FALL 2015 TERM GPA

ABOVE A 2.0 GPA

**105**

**Students**

**71.9%**

ABOVE A 3.0 GPA

**54**

**Students**

**36.9%**

ABOVE A 3.5 GPA

**25**

**Students**

**17.1%**

**19 Students on the Fall 2015 Dean's List**

**2.41 Average Fall 2015 GPA**

\*Average Credit Hours Completed = 10;

Based on the 146 Seita Scholars who completed spring 2016 classes

# GRADUATION

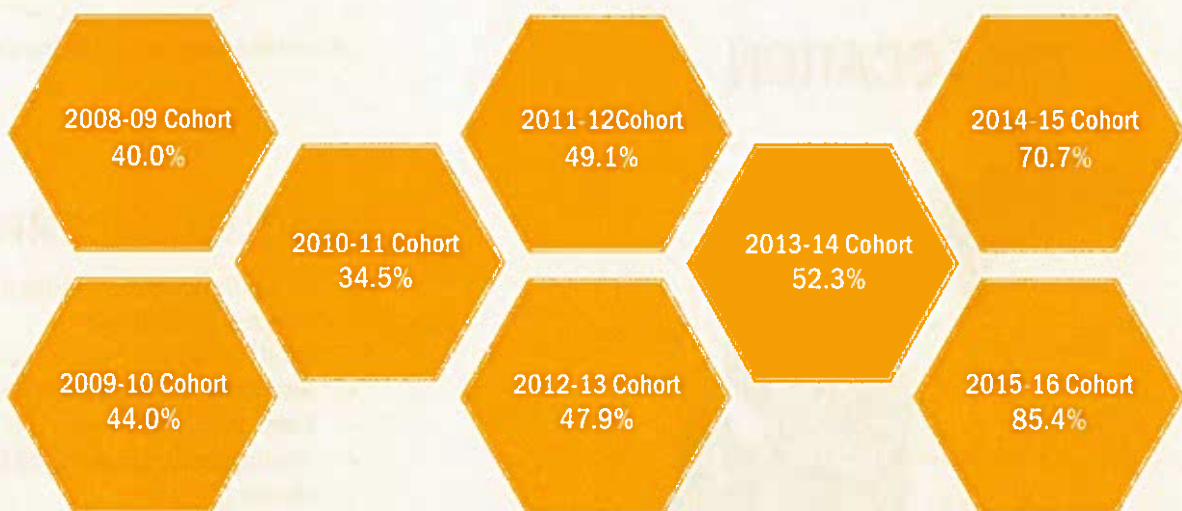
## GRADUATION DATA PER COHORT

Selta Scholar Cohort	Number in Cohort	Number of WMU Graduates	% Graduated from WMU	Number Graduated from other Institutions	Total % Graduated from all Institutions	Number on Track to Graduate From WMU
2008-09	55	20	36.4%	1	38.2%	1
2009-10	50	21	42.0%	0	42.0%	1
2010-11	55	16	29.1%	0	29.1%	3
2011-12	57	16	28.1%	0	28.1%	12
2012-13	48	5	10.4%	0	10.4%	18
2013-14	42	-	-	-	-	22
2014-15	41	-	-	-	-	29
2015-16	48	-	-	-	-	41

**38.0%\*** 6 Year WMU Graduation Rate

\*For 2008-09 and 2009-10cohorts

## PERSISTENCE TO GRADUATION



**SPRING 2016**

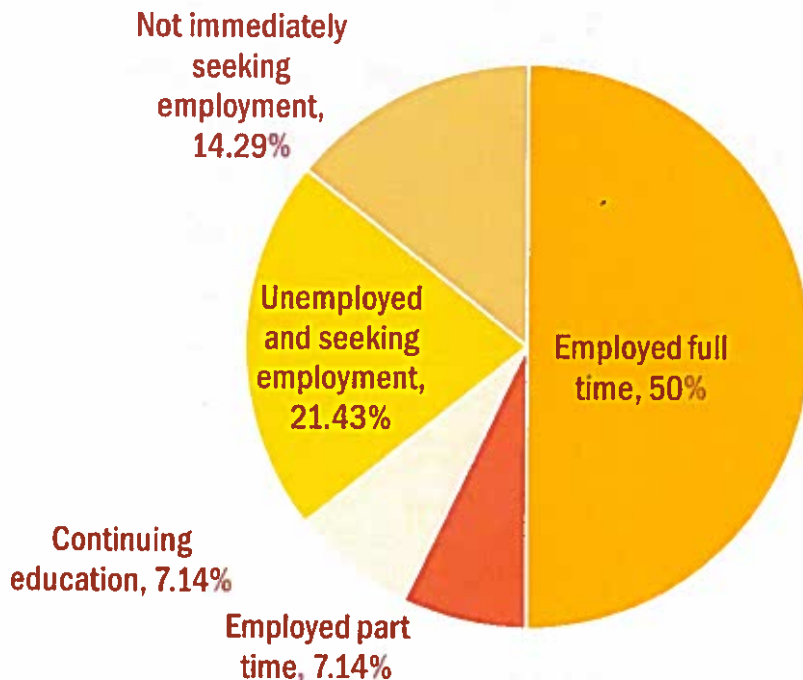


# POST-GRADUATION

WMU Career and Student Employment Services compiles a report on students who have graduated from Western Michigan University. The data included here is excerpted from their report and looks at 14 of the 24 Seita Scholars who graduated between August 2014 and June 2015.



## POST-GRADUATION ACTIVITY



**83%** reported that their job was related to their degree

**100%** said they were **satisfied** with their job  
(based on 6 responses)

## MEDIAN SALARY RANGES

**\$27,500-\$32,500**

(based on 6 responses, full-time employment)

## JOB LOCATION



## JOB TITLES AND EMPLOYERS

- Foster Care Worker at Lutheran Social Services of Michigan
- Lead Pre-School Teacher at Tutor Time
- Marketing Coordinator at Marian
- Phlebotomist at Biomat USA
- Product Design Engineer at Mann + Hummel
- Registered Nurse Intern at Lakeland Health Care