



# Autism Alliance of Michigan

Colleen Allen, PhD  
President and CEO

---

## NAVIGATOR PROGRAM IMPACT

## What is the Autism Alliance of Michigan?

---

- Autism Alliance of Michigan is a *private-public partnership*
  - Private funds = \$3M
  - Public funds = \$1M
- Autism Navigator: Served *over 6,500 families* across Michigan
- Autism Navigator: *Free resource* for all Michigan families living with autism
- Goal: Connect families to *appropriate* services/supports, provide professional consultation and case management
- AAoM is *not a treatment facility*
- AAoM is an *independent agency*, not connected to a specific public or private interest

## What is the Autism Navigator?

- **Statewide Service**
- **Professional case management**
- **Team of autism specialists** with expertise in many fields, including clinical, educational, insurance, vocational, public safety, policy, and legal.
- One on one, customized **consultation with each family** to help them **navigate and overcome the many barriers** they face when trying to access care and support for their loved one affected by autism.

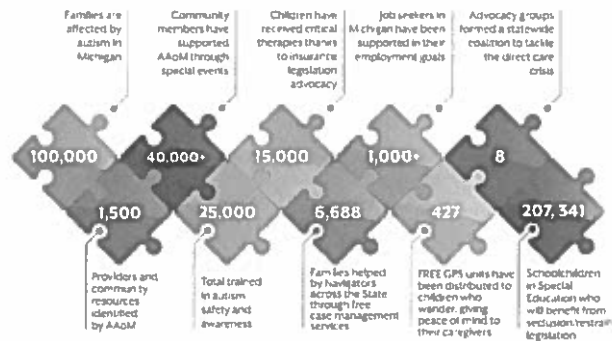
## Why Fund Autism Navigator?

### **\$1M Autism Navigator = 0.5% Total SoM Autism Investment**

- Independent, **3<sup>rd</sup> party, unbiased**, public / private agency
- Estimated to **save approximately \$3,600,000** in support coordination costs
- **Free support** to individuals, families, educators and care facilities across Michigan
- **Earlier access** to evidence based intervention; actuarial studies demonstrate savings on average, of **\$3.7M /untreated person with autism**
- Navigator employment placements = the **highest wages for persons with Autism in Michigan**  
Average hourly wage = \$15/hour    Average Manufacturing wage = \$40,000 / year

## The Scope of Navigator...

### 10 PIECES TO THE PUZZLE



## How Does the Autism Navigator Work?

- **Any MI resident** across the state, regardless of age, income, geography, insurance, race, religion, priority or need
- **Case management: Unique, individualized network of care support** created by AAoM that **does not exist in any other state in the country.**
- Cases range from **quick, efficient connection to a resource, to multiple, complex contacts with a Navigator** to implement the best option for care

## Who Uses the Autism Navigator?

- Families
- Individuals
- Public educators
- Private health providers
- Community mental health providers
- Supports coordinators

*Clinical, community mental health, and education systems do not have the capacity or content expertise to capture and serve the myriad of scenarios for people with autism.*

## Cases Served by the Autism Navigator



## What Makes Autism Navigator Special?

---

- **8 Broadly Trained Navigators**
- **5 Clinical Specialists/Content Experts** (Education, Clinical, Insurance/Reimbursement, Community Resource, Safety)
- **Expert Consultants** (IT, Assistive Technology, Behavior, Legal, Safety/Criminal, Education, Regional Consultants)
- **Program Director and CEO leadership**

## Budget

---

- 2015-18: Level funding of \$565,000/year = **Families served grew from 40 → 4,800**
- FY2019 AAoM: **\$1.025M; Families served = 2,000 families** per year
- AAoM has successfully, **privately matched and exceeded state funding** at 58.35%
- AAoM additionally provides supports, events, and resources for families across Michigan beyond the Autism Navigator program through private fundraising.

## Autism Alliance ROI to Michigan

- Over **600 Medicaid** clients are served per year = Cost to SoM range **\$900,000 - \$3,600,000 in CMH case management if served between 3 months and 1 year**
- Navigator Specialists **off set expenses** by recommending free resources, videos, online learning modules, support groups and community events to families
- Families directed to **high quality and evidence-based programs**, reducing costs incurred by treatments lacking research proven effectiveness
- **Psychiatric long-term costs** without treatment in later years – \$5,000/day in the emergency room, \$500-1,000/day in psychiatric treatment

## Autism Alliance Employment Program

- Navigator employment placements are currently the **highest wage placements** for persons with autism in Michigan.
- **Removes individuals from state supports** including TANF, Medicaid, SSI
- Average wage = \$15+ / hour
- Average manufacturing wage = \$40,000+ / year
- Highest wage category placements = \$80,000 / year
- **Adults with disabilities in the workforce increase consumer spending and further contribute to the economic growth**

## Outcomes

---

- Since 2015, *funding objectives have been met/exceeded*;
  - Families served
  - Resolution of their issue
  - Type of concern- e.g. education, clinical, insurance, housing, transportation, financial support, employment, advocacy
  - *86% of cases are "resolved"*
  - *25,000 First Responders and 7,000 community workers* have been trained

## Autism in Michigan

---

# ABA Benefit Supplemental Appropriation Report

PREPARED BY THE AUTISM ALLIANCE OF MICHIGAN WITH  
SUPPORT FROM MICHIGAN STATE UNIVERSITY & JANELLA  
H. MANNING, PHD

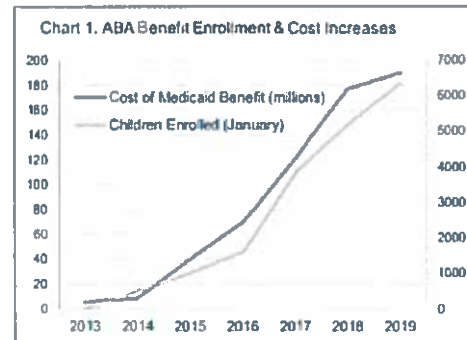
## The Michigan Autism Applied Behavior Analysis (ABA) Service

Began in 2013 the ABA benefit provides services to  
Michiganders through age 21.

2 major components:

1. Diagnostic Services
2. ABA Therapy for those who qualify

Costs and enrollment have increased annually





## Supplemental Appropriations Grant

AAoM conducted a retrospective review of Autism evaluations in FY 2018

Developed data-driven recommendations

**Objective 1:** retrospective review of objective diagnostic trend/outcome data for 1715 cases from 3 Michigan Community Mental Health agencies.

**Objective 2:** qualitative comparison of Michigan's diagnostic processes and services to those of other states with an Autism Benefit.

**Objective 3:** recommendations to the MDHHS and the legislature.

## Data Collection & Analysis Methods

Autism and statistics experts at Michigan State University (MSU)

- Joel Greenberg, DO, Chair of the Department of Pediatrics
- Dhruv B. Sharma, Ph.D, Senior Statistician at the Center for Statistical Consulting and Training (CSTAT)

2902 Database cases from 9 of 10 PIHP regions

150 Detailed diagnostic charts

# ABA Benefit Diagnostic Findings: Variability

## 1. Regional diagnostic rates varied

PIHP Region	Number of beneficiaries evaluated for ASD	Percent of evaluated cases diagnosed with ASD
1: Northcare Network	83	89.16%
2: Northern MI Regional Entity	117	52.99%
3: Lakeshore Regional Entity	405	74.32%
4: Southwest MI Behavioral Health	377	60.21%
5: Mid-State Health Network	301	67.11%
6: CMH Partnership of Southeast MI	114	74.56%
7: Detroit Wayne Mental Health Authority	1,065	74.65%
9: Macomb County CMH Services	208	87.98%
10: Region 10 PIHP	232	54.74%
*Michigan	2902	70.74%

\*Data were obtained from all PIHPs except Oakland County Community Health Authority, PIHP 8, who declined to provide diagnostic information or data access for this audit.

# ABA Benefit Diagnostic Findings: Autism & ASD

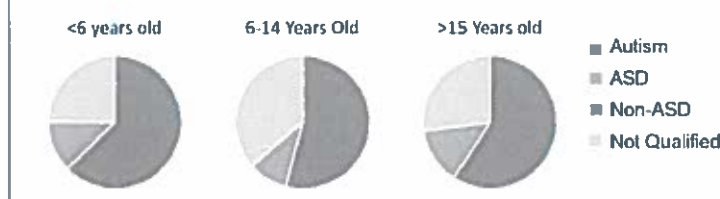
## 2. Evaluations & Eligibility for Applied Behavior Analysis (ABA) Services Prevalence based upon age at evaluation

Evaluated children between 6-14 were least likely to qualify for services.

Non-ASD, an option in the database, was rarely used

As defined by the ADOS-2, Autism vs. ASD were not used consistently

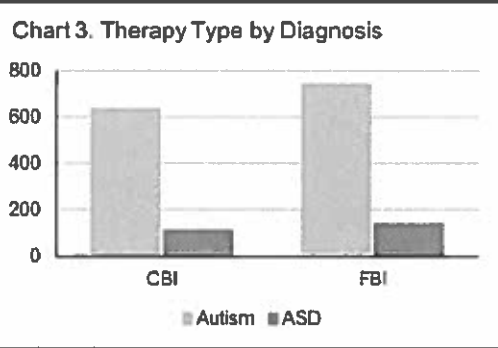
Chart 2. Outcome of Evaluation by Age.



## ABA Benefit Diagnostic Findings: Therapy

- 3. Autism outpaced ASD diagnoses.
  - Opposite of ADOS-2 prevalence rates

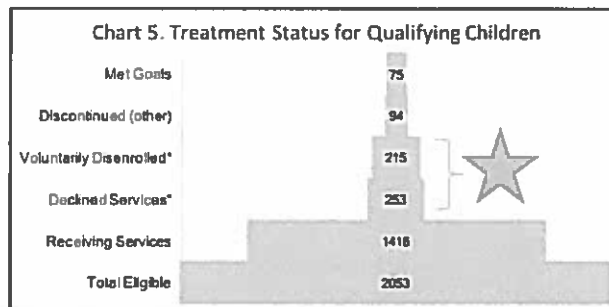
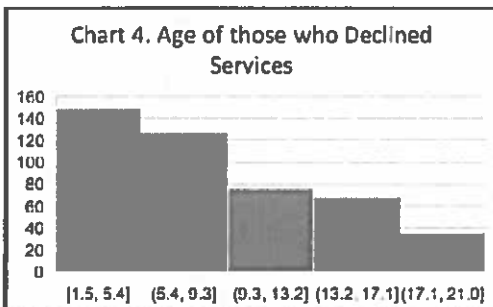
No relationship between diagnosis and therapeutic recommendation



## ABA Benefit Diagnostic Findings: Discontinuation

- 4. Many parents decline or disenroll in services
  - All ages
  - ~ 1/5 of families who qualified for ABA

Costly evaluations that provide no real benefit to the child/ family



## ABA Benefit State Benchmarking Findings

Comparison of MI to other states with ABA benefit

Broader definition of qualified diagnosticians

	Michigan	Most Other States
Physician	X	X
Fully-Licensed Psychologist	X	X
Nurse Practitioners	X	X
Limited License Psychologist	X	
Social Workers	X	



## ABA Benefit State Benchmarking Findings

Consistent with other states, ABA was the most common recommendation.

Other therapeutic services included:

- Speech Language Services
- Occupational/ Physical Therapy
- Counseling
- Habilitative services
- Psychiatric services





Thank you.

---

THE AUTISM ALLIANCE OF MICHIGAN.