



MICHIGAN'S PUBLIC UNIVERSITIES:

# VITAL PARTNERS IN MEETING MICHIGAN'S EDUCATIONAL GOALS

**Talent:** Meeting huge labor market demands for college graduates

**College Readiness:** A partner in maintaining strong K-12 academic standards

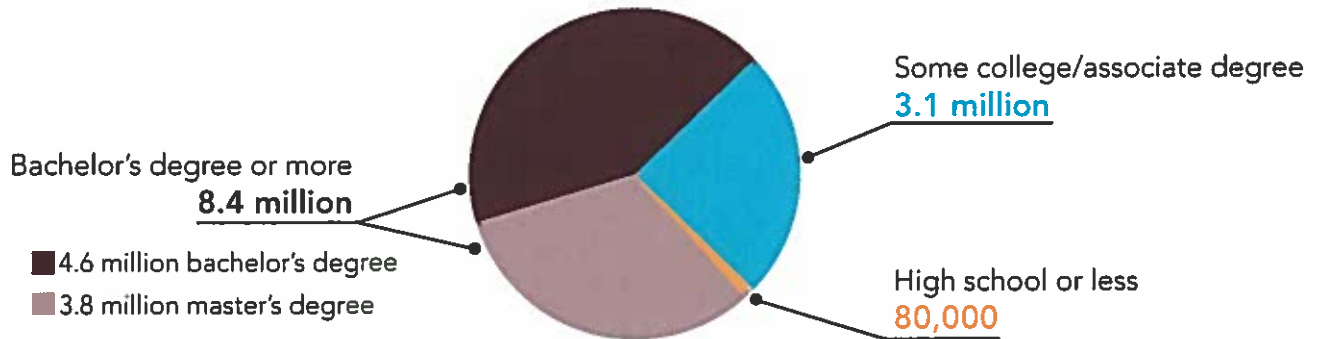
**Affordability:** State reinvestment in public higher education is critical to keeping college accessible



# HIGHER EDUCATION: THE KEY TO PROSPERITY IN A KNOWLEDGE ECONOMY

## U.S. JOB GAINS 2010-2016

THE ECONOMY HAS ADDED 11.6 MILLION JOBS SINCE THE GREAT RECESSION.  
99% OF THOSE JOBS HAVE GONE TO WORKERS WITH AT LEAST SOME COLLEGE.  
72% HAVE GONE TO THOSE WITH A 4-YEAR DEGREE OR BEYOND.  
LESS THAN 1 PERCENT WENT TO THOSE WITH A HIGH SCHOOL DIPLOMA OR LESS.



Georgetown University study, *America's Divided Recovery*, 2016

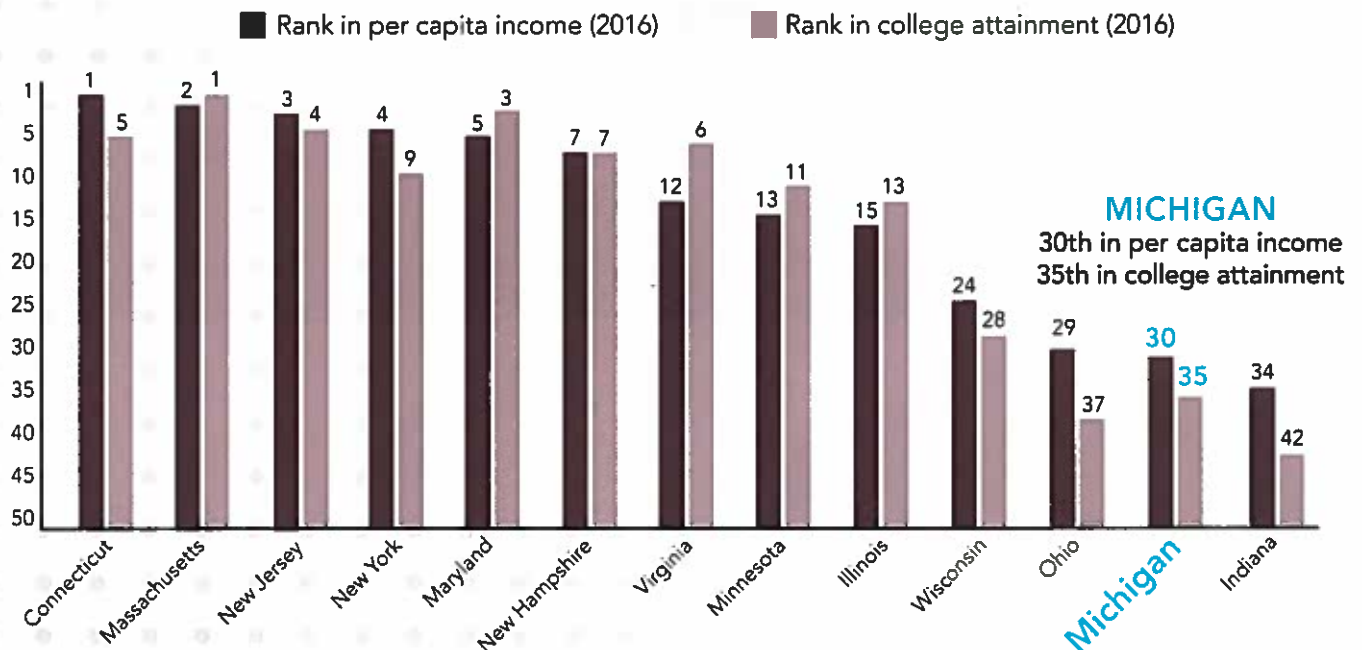


# MICHIGAN'S HOT 50

Of the top 50 good paying, growing occupations in Michigan through 2024:  
**43 require some college, and 36 require a bachelor's degree or higher**

Michigan Bureau of Labor Market Information and Strategic Initiatives. *Milmi.org*

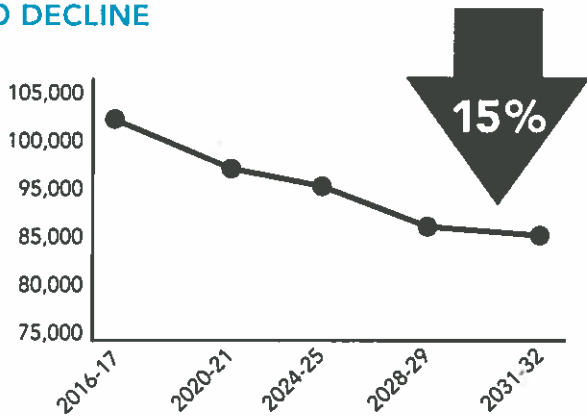
## MOST PROSPEROUS STATES HAVE THE MOST COLLEGE GRADUATES



Income: 2016 data U.S. Bureau of Economic Analysis (BEA)  
Education Attainment: 2016 data ACS 5-year average

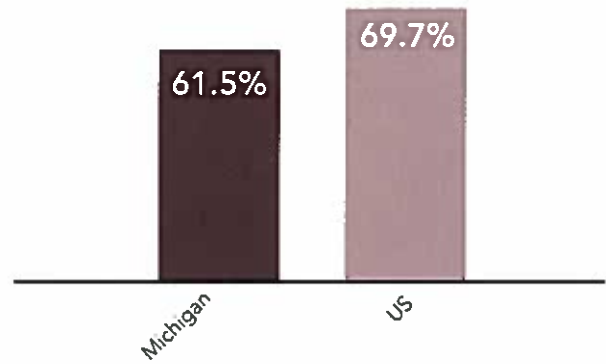
# STRONG K-12 STANDARDS CAN HELP PREPARE MORE STUDENTS TO GET A DEGREE

WITH THE NUMBER OF HIGH SCHOOL GRADUATES IN MICHIGAN PROJECTED TO DECLINE



Western Interstate Commission for Higher Education

MICHIGAN IS FALLING BEHIND NATION IN HIGH SCHOOL GRADUATES ATTENDING COLLEGE



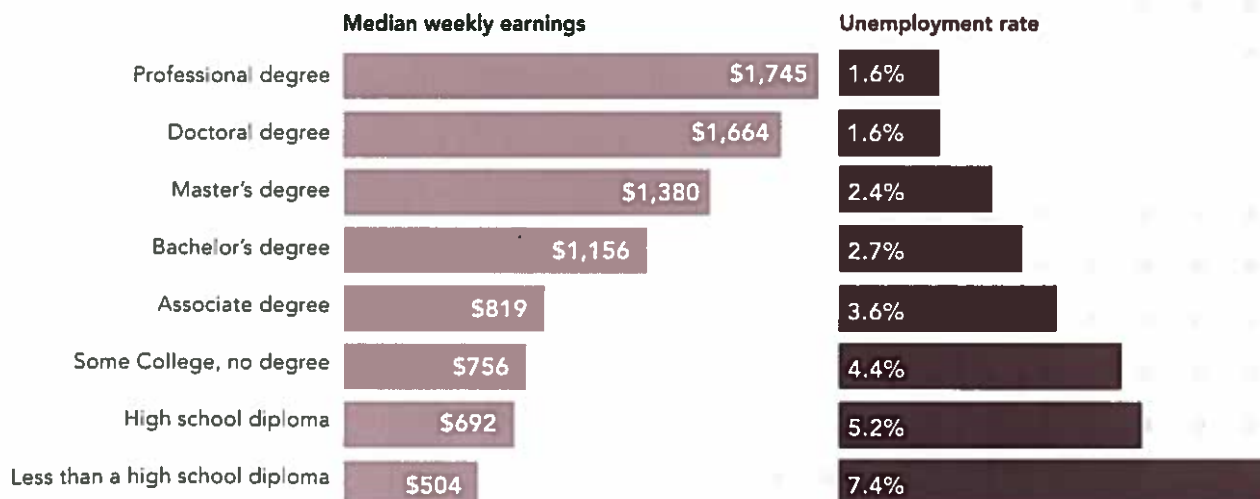
State Higher Education Executive Officers Association

## TO BE MORE PROSPEROUS, MICHIGAN MUST:

- Have rigorous K-12 academic standards to ensure our young adults are prepared to participate and succeed in college.
- Do more to encourage high school students and families to understand the value of a college degree



## EARNINGS AND UNEMPLOYMENT RATES BY EDUCATIONAL ATTAINMENT, 2016



Note: Data are for persons age 25 and over. Earnings are for full-time wage and salary workers.  
Source: U.S. Bureau of Labor Statistics, Current Population Survey

# CUTS IN STATE SUPPORT FOR HIGHER EDUCATION HAVE DECREASED COLLEGE AFFORDABILITY

## STATE SPENDING FROM STATE RESOURCES DOLLARS IN MILLIONS

	2001-02	2016-17	% change
Community Health and Human Services	\$4,296	\$6,669	49.6%
Corrections	\$1,653	\$1,988	20.1%
K-12 School Aid	\$11,221	\$12,343	8.9%
Community colleges	\$320	\$395	27.0%
<b>Higher education</b>	<b>\$1,941</b>	<b>\$1,481</b>	<b>-19.5%</b>
Revenue sharing	\$1,517	\$1,229	-15.3%
All other	\$5,139	\$6,891	38.7%
<b>Total</b>	<b>\$26,087</b>	<b>\$30,998</b>	<b>19.1%</b>
Michigan Personal Income	\$301,496	\$449,394	43.0%
Detroit CPI	178	224	21.7%

Michigan ranks 43rd in annual state support for higher education at \$192/resident

*ISU Grapevine*

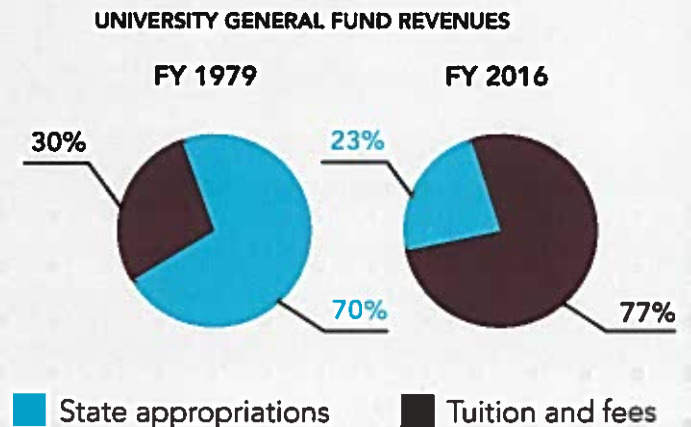
Senate Fiscal Agency, not adjusted for inflation

### OVER 12 YEARS, REAL SPENDING PER MICHIGAN STUDENT HAS ONLY RISEN BY 2.3%



House Fiscal Agency Data, MASU Analysis, Constant 2016 dollars

### THE STATE USED TO COVER 70 PERCENT OF THE COST OF COLLEGE – NOW IT'S DOWN TO 23 PERCENT



### MICHIGAN STATE GOVERNMENT PROVIDES VERY LITTLE FINANCIAL AID

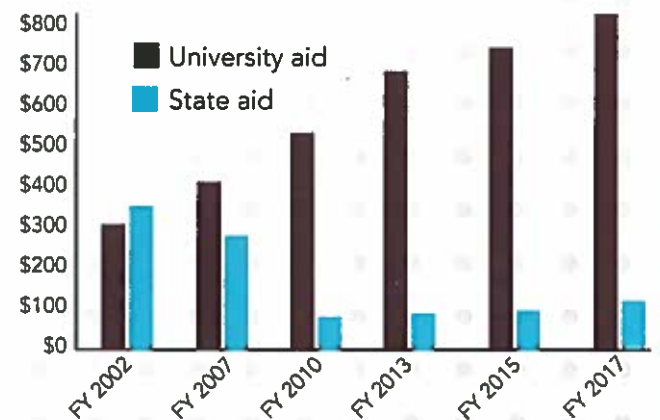
#### GRANT AID PER FTE STUDENT 2015-16



National Association of State Student Grant & Aid Programs

### UNIVERSITIES ARE FILLING THE GAP, HELPING TO KEEP COLLEGE AFFORDABLE FOR LOW & MIDDLE INCOME FAMILIES

#### FINANCIAL AID IN MICHIGAN, IN MILLIONS



House Fiscal Agency Data, MASU Analysis, Constant 2017 dollars