

2019 Older Adult Needs & Solutions Assessment Key Findings

Presentation to the Michigan House Families, Children and Seniors Committee

November 6, 2019

Panel Members:

- Ryan Cowmeadow, LMSW – Areas Agencies on Aging Association of Michigan
- Thomas B. Jankowski, PhD – Wayne State University Institute of Gerontology
- Jim McGuire, MSW – Area Agency on Aging 1-B

Goals of the Needs & Solutions Assessment

Older Adult Library of Validated Survey Questions

- Demographics
- Housing
- Transportation
- Health & Health Care
- Social Support & Activity
- Caregiving
- Elder Abuse
- Service Use
- Service Needs and Prioritization

Telephonic Representative Sample Survey

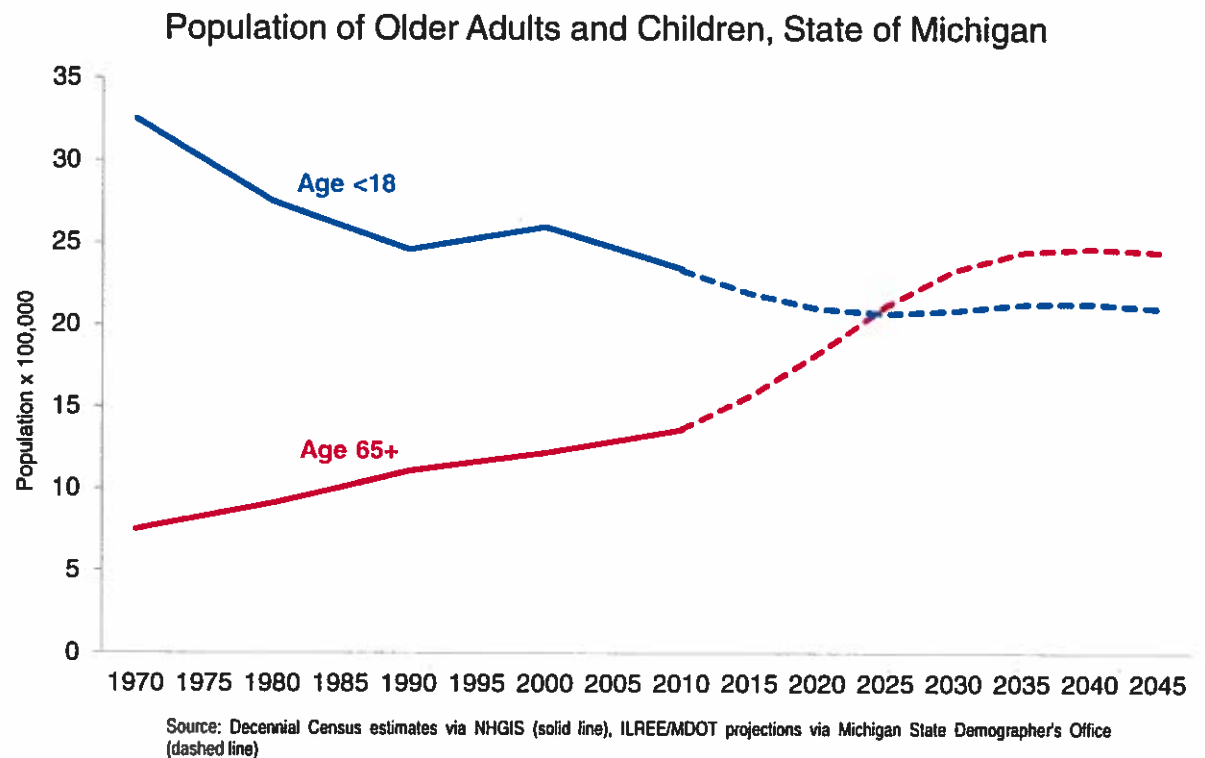
- 600 Older Adults Completed the telephone Survey
- Analysis of the data continues
- Share a subset of key findings
- Series of issue specific Data Briefs to follow

Thank You Partners!



Growth in Michigan's Older Adult Population

- The number of seniors in Michigan is increasing at an annual rate of about 2.6%.
- In many counties, particularly rural counties, the number of seniors already surpasses the number of children. The entire State of Michigan will reach that milestone within in just a few years.



Growth in Michigan's Older Adult Population

- Every day in Michigan, about 391 people celebrate their 60th birthday
- Every day in Michigan, about 220 age 60 and older die
- Thus, the number of people eligible for services under the Older Americans Act and the Older Michiganians Act is increasing by about 171 per day or more than 62,000 per year
- This rate of increase is expected to continue for the next 15 to 20 years
- By 2035, Michigan's older adult population is expected to be double what it was in 2000
- The current 60+ population in Michigan is 2,403,130

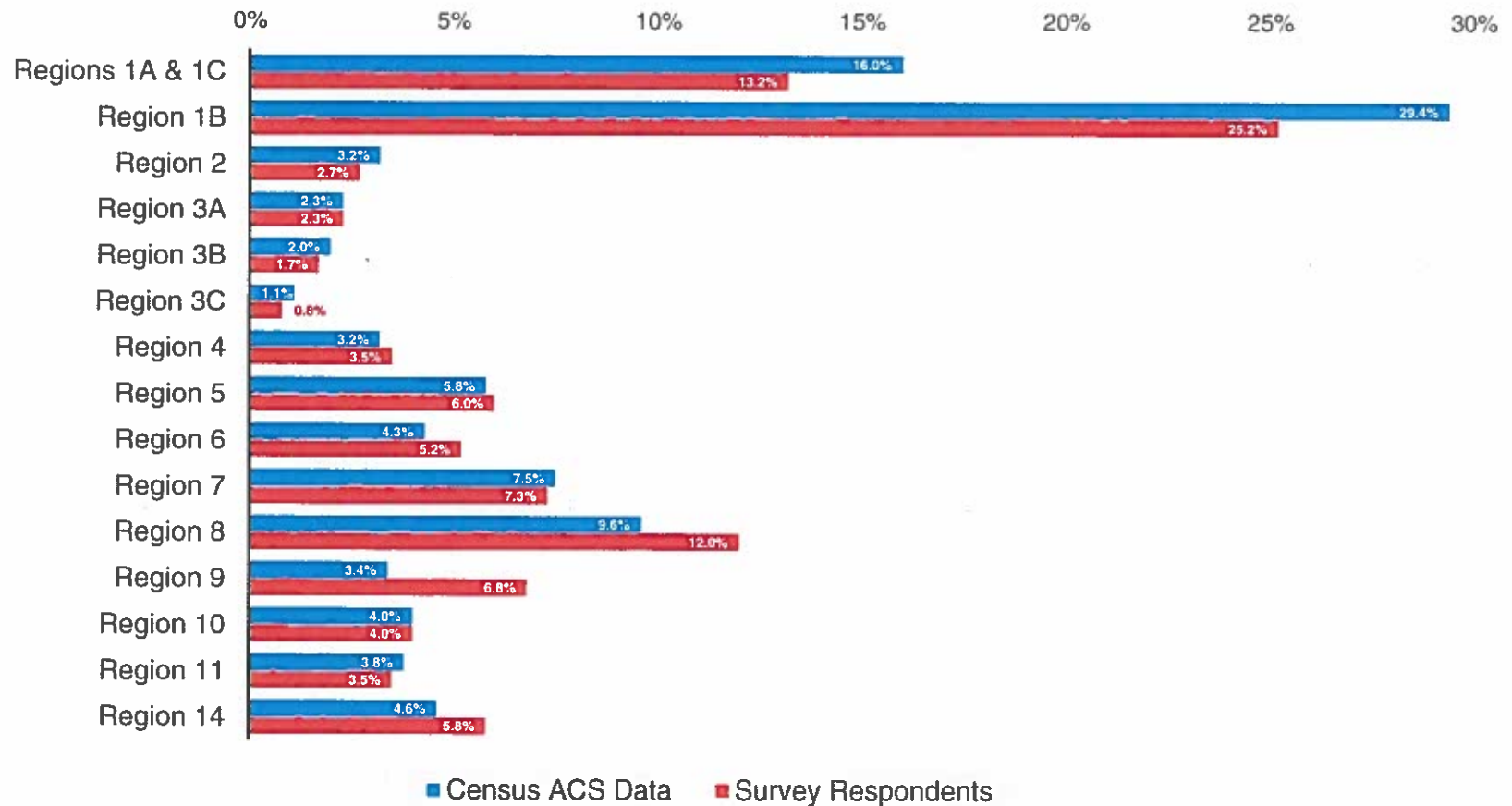
Older Adult Needs and Solutions Assessment

- In order to serve a rapidly growing older population, we have to understand their needs and identify solutions
- To that end, the Area Agencies on Aging Association of Michigan was awarded technical assistance funding from the Michigan Health Endowment Fund to conduct a telephone survey of older adults across the State
- The survey sample was drawn at random from a list of millions of landline and cellular telephone numbers. 600 people age 60 and over completed the survey in late August

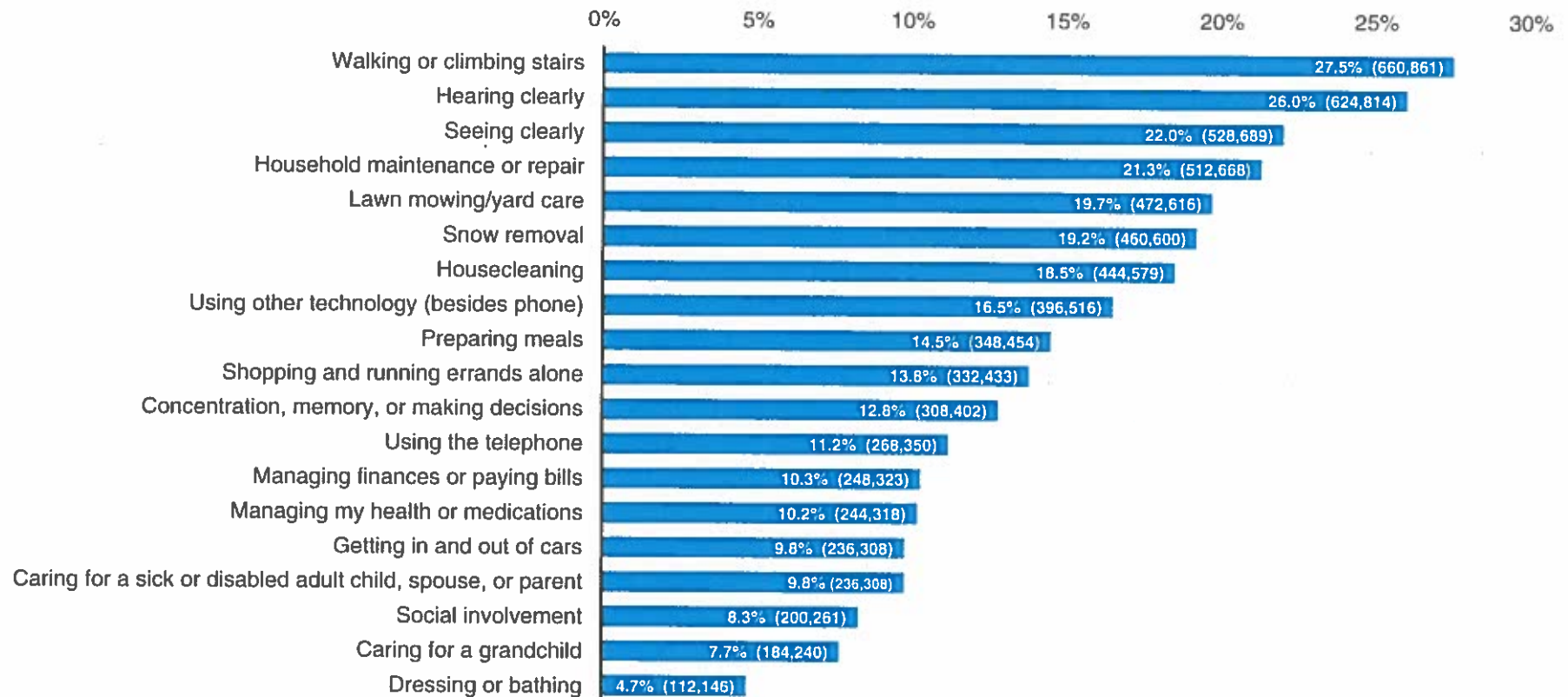
Sample Representativeness

- We compared the survey respondents to Census data on older adults in Michigan to determine whether the sample is representative of the population. We compared it by age distribution, gender, race, marital status, poverty status, education, household composition, and geography.
- We found some minor differences, most within the margin of error.
- The most significant difference was in level of education—our sample skews toward higher levels of education than the older adult population as a whole.
 - This is a common occurrence in surveys of all types. More highly educated people are simply more likely to respond to survey requests.

Sample Representativeness: Geography



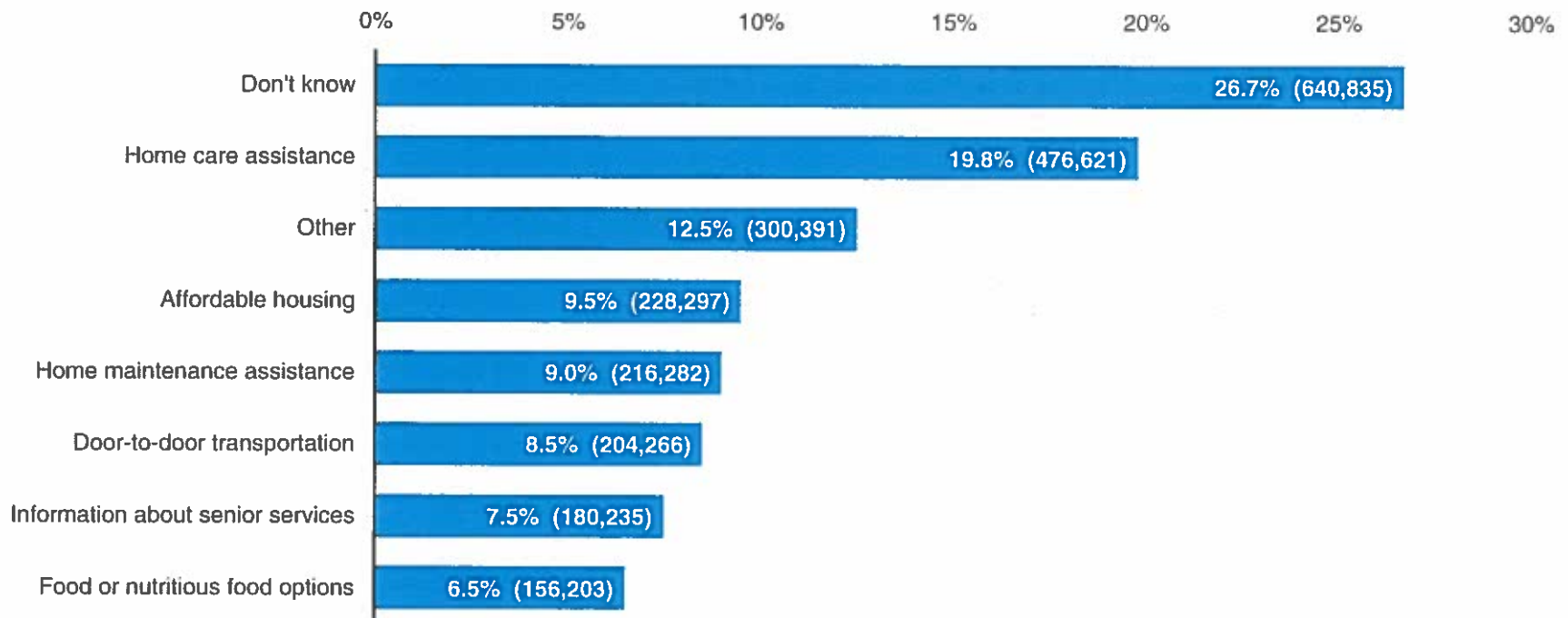
Activities Posing a Serious Challenge



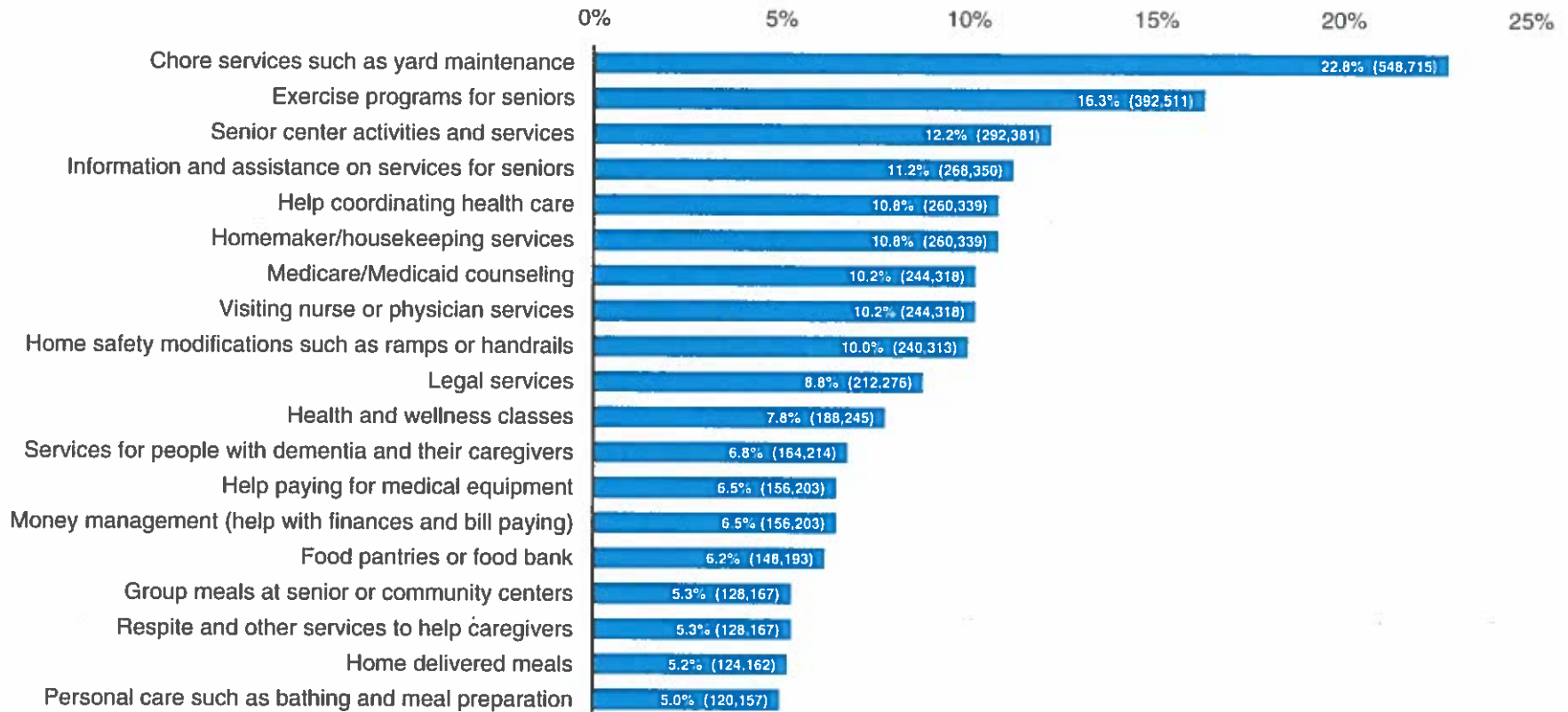
Activity Posing Serious Challenge	Michigan Aging Network Supportive Service(s)				
Walking or Climbing Stairs	Personal Care	Health & Wellness Classes	Minor Home Repair/Chore	Tech/Assistive Devices	Home injury control
Hearing Clearly	Hearing Services	Tech/Assistive Devices	I/A Options Counseling		
Seeing Clearly	Vision Services	Tech/Assistive Devices	Home Injury Control	Personal Care	Homemaking
Household Maintenance/Repair	Minor Home Repair/Chore	I/A Options Counseling			
Lawn Mowing/yard care	Minor Home Repair/Chore	I/A Options Counseling			
Snow removal	Minor Home Repair/Chore	I/A Options Counseling			
Housekeeping	Homemaking	I/A Options Counseling			
Using other technology (besides phone)	Technology Classes	Tech/Assistive Devices	Personal Care	Health and Wellness Classes	
Preparing meals	Homemaking	Home Delivered Meals	Cooking Classes		
Shopping/running errands	Transportation	Personal Care			
Concentration/memory/Decision Making	Adult Day Services	Respite	Health & Wellness Classes	Care Management	I/A Options Counseling
Using the phone	Personal Care				
Managing finances or paying bills	Personal Care	I/A Options Counseling			
Managing my health or medications	Tech/Assistive Devices	Personal Care	Medication Management	I/A Options Counseling	Health & Wellness Classes
Getting in an out of cars	Personal Care				
Caring for disabled child, spouse, other	Respite	Adult Day Services	Creating Confident Caregivers	Health & Wellness Classes	
Social involvement	Health & Wellness Classes	Transportation	Friendly Reassurance	RSVP/Volunteer Programs	
Caring for a grandchild	Grandparents as Parents	Foster Grandparents	Respite	Kinship Caregiver Programs	
Dressing or Bathing	Personal Care	Tech/Assistive Devices			

Note - Participants in above services have a RN or SW Care Manager to help support their needs

What is the Biggest Unmet Need of Seniors?

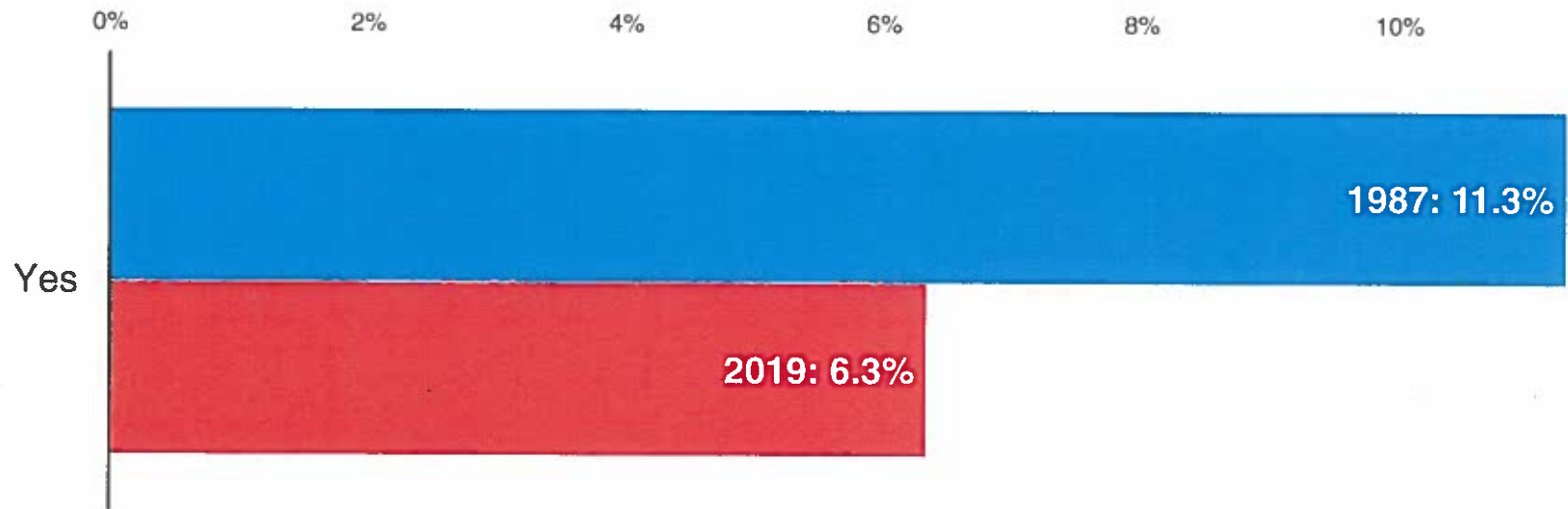


Services Needed in the Past Year




Transportation

Do you have trouble getting to the places you need to go?

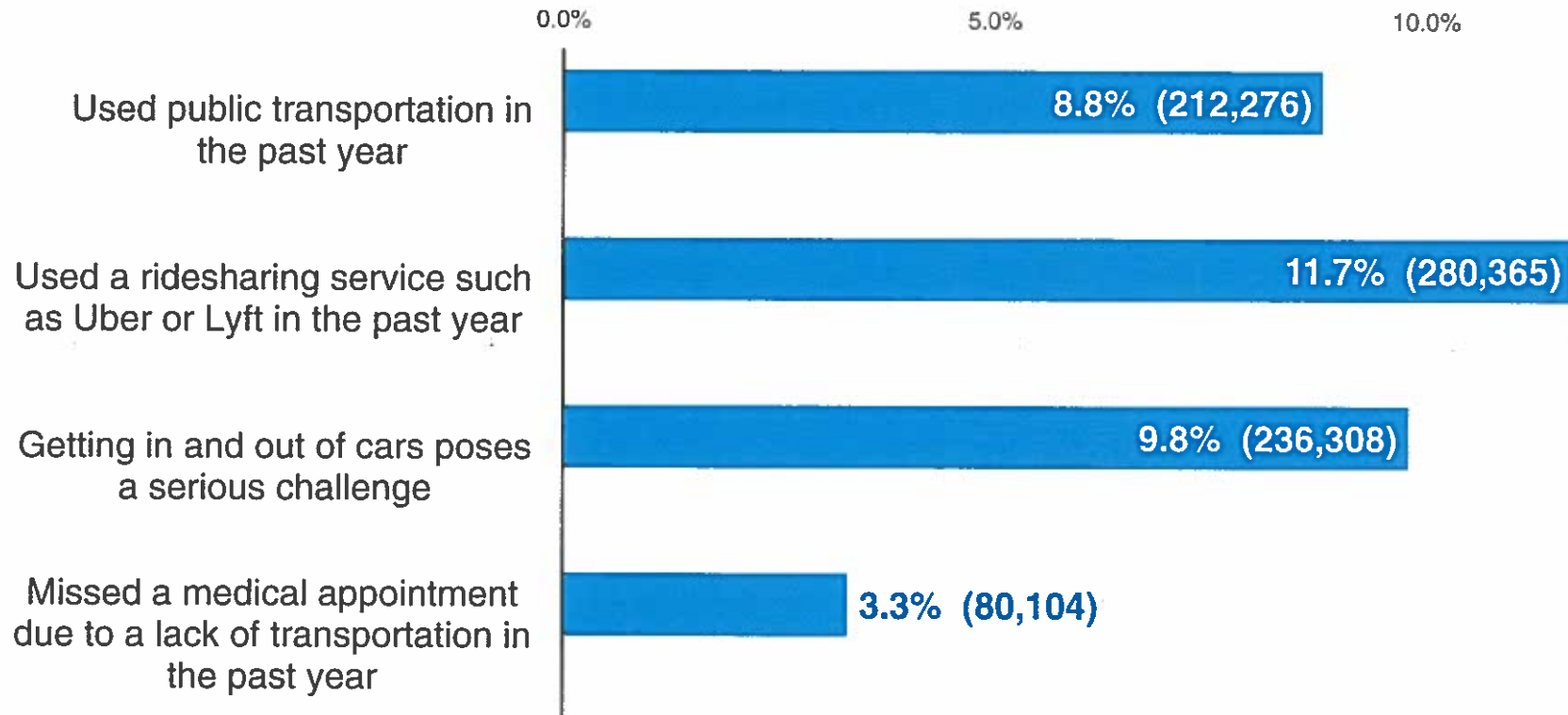


Transportation

Do you have trouble getting to the places you need to go?



Transportation



Transportation

- **CONCLUSIONS**

- Well over 200,000 seniors using public transit, many of them dependent upon it as their primary mode of transportation
- Over 80,000 seniors report missing medical appointments, putting them at greater risk for health problems
- Physical limitations, especially among those most advanced in age, often necessitate door to door or door thru door

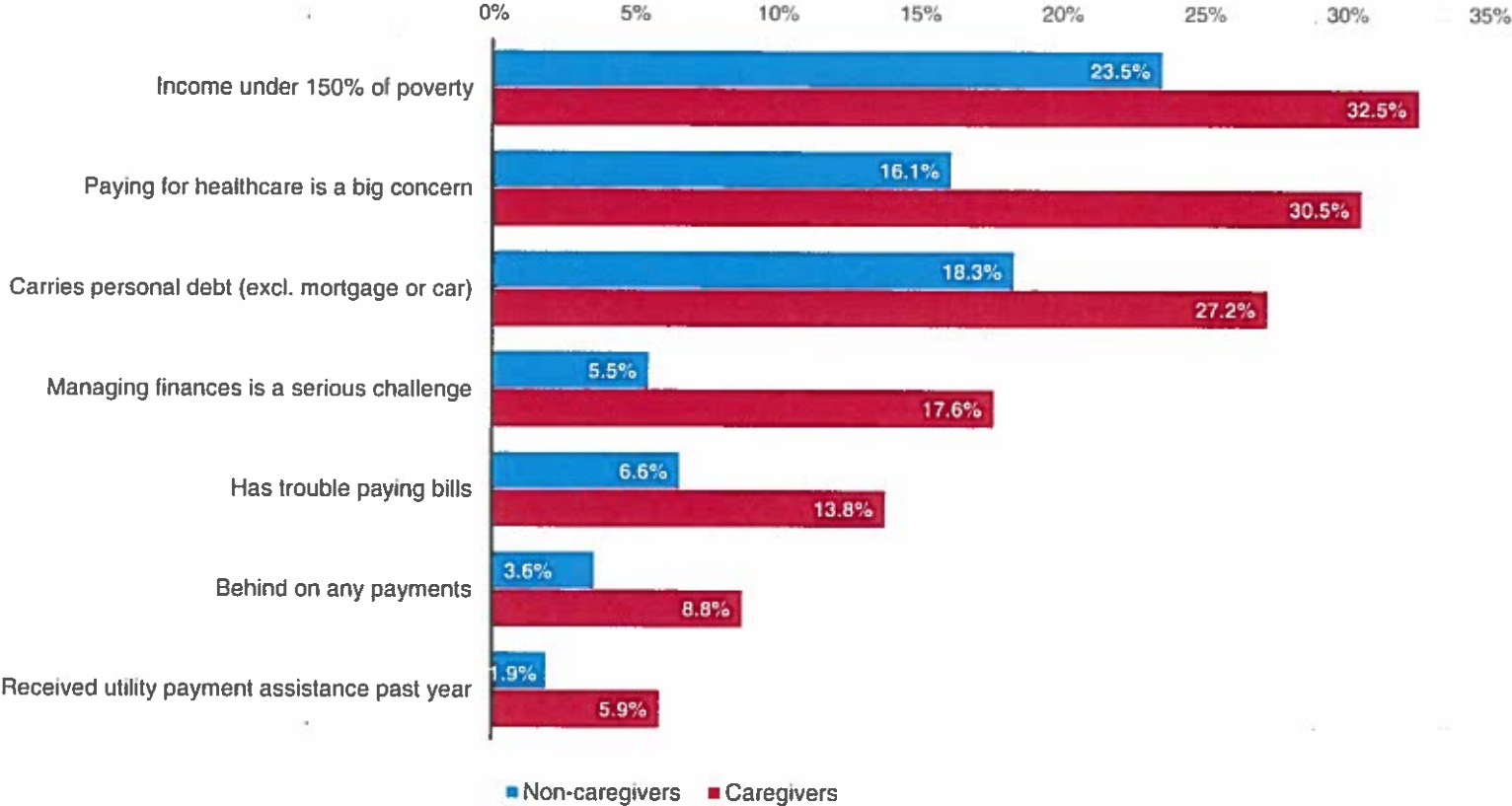
- **SOLUTIONS**

- MDOT Specialized Services program targets this high risk population
 - 1.2 million annual rides (\$3.16 per leveraged ride)
 - \$500,000 increase approved for FY 2020 (\$4.3 million total)

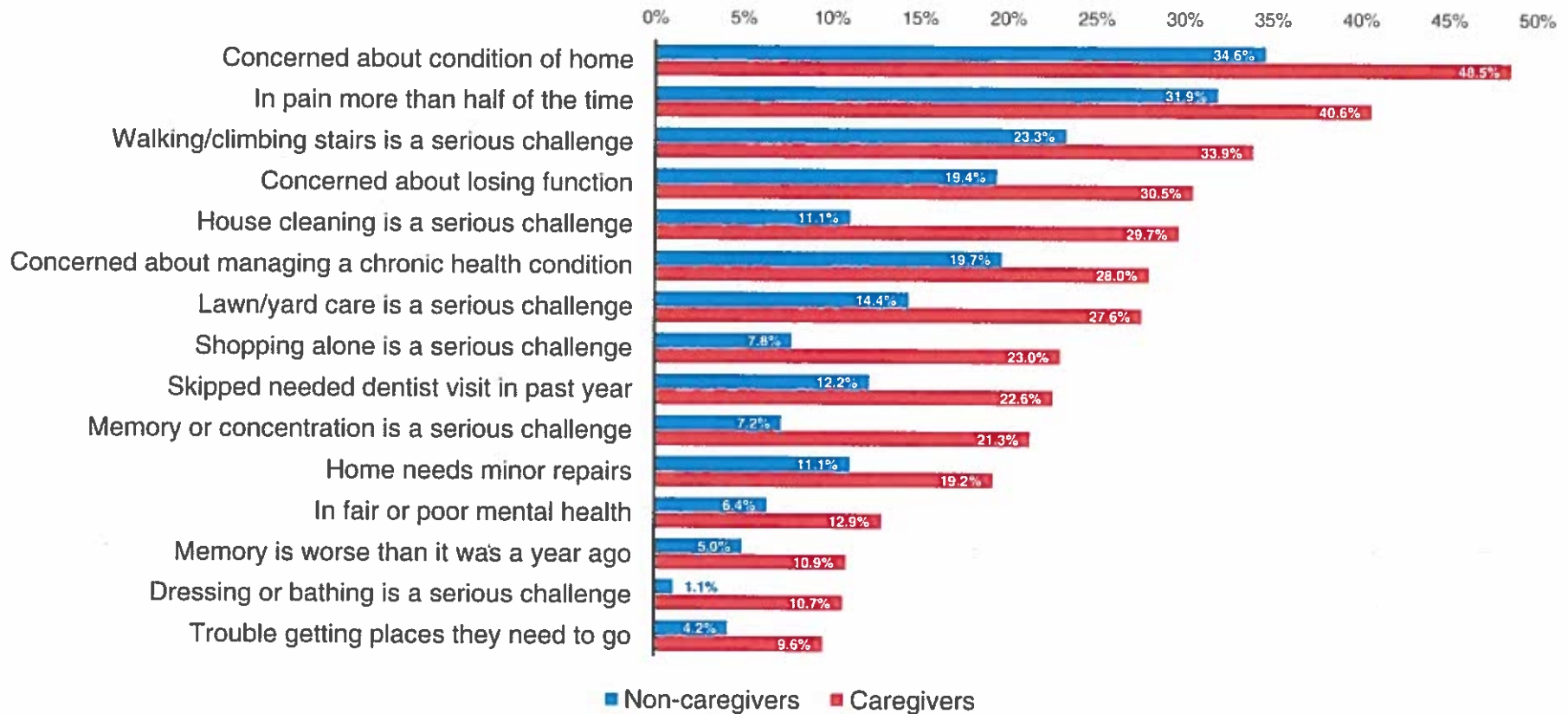
Caregiving

- Overall, about 40% of older adults in Michigan, over 957,000 people, are caregivers
 - Almost one-third of older adults provide care to another adult
 - More than one in ten provide substantial care to a grandchild
- Older adult caregivers provide about \$13 billion worth of unpaid care each year in Michigan
 - Combining figures from the AARP Public Policy Institute and a recent TD Ameritrade study with the results of our survey, caregivers age 60 and older in Michigan provide about \$9.1 billion worth of adult care and \$3.9 billion worth of child care every year
- Michigan caregivers age 60 and over are also significantly more likely than their non-caregiving peers to face all kinds of difficulties, challenges, and needs

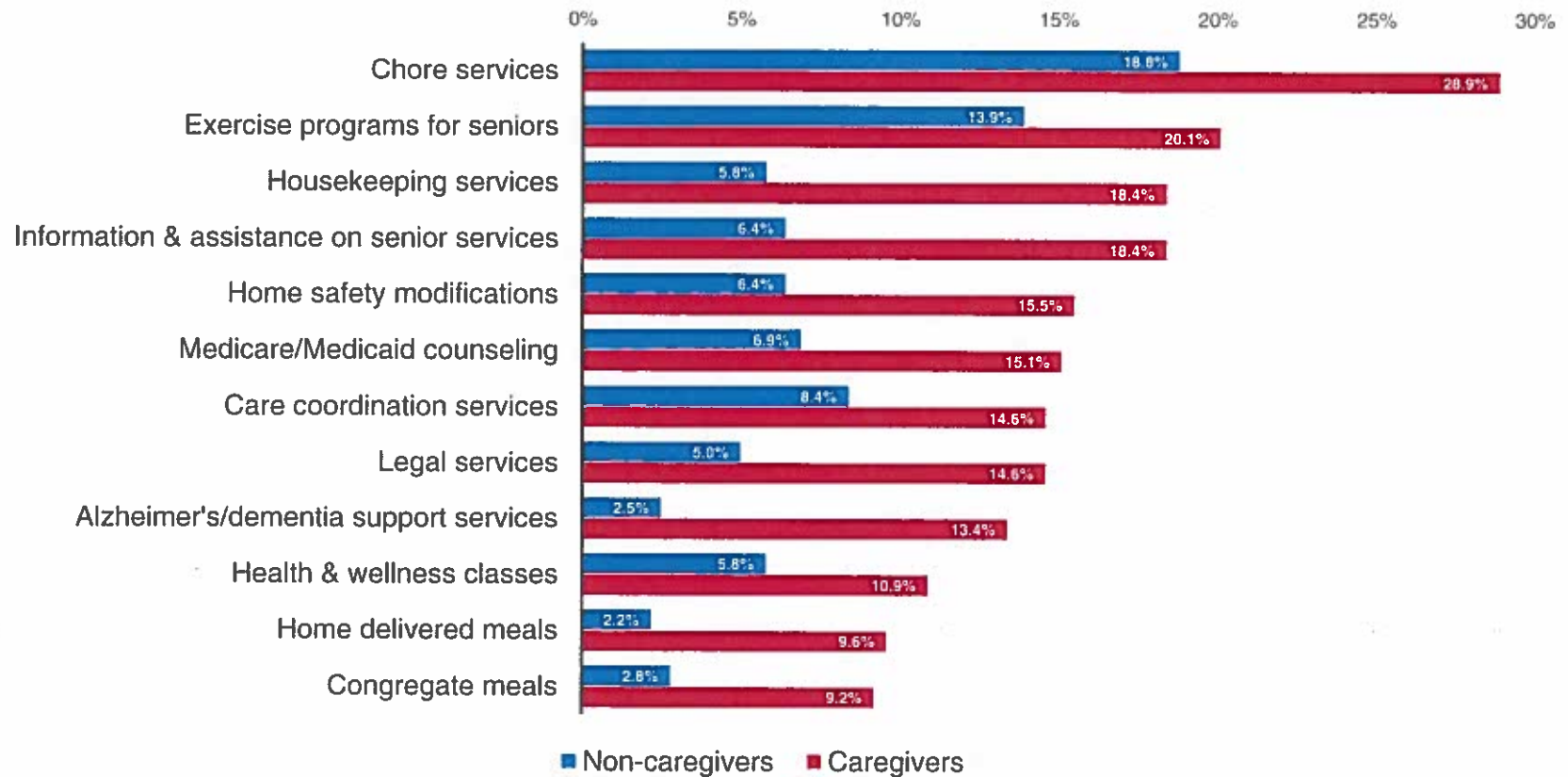
Caregivers Have More Financial Difficulties



Caregivers Face More Challenges Overall



Caregivers Report Needing More Services



Family Caregivers

- **CONCLUSIONS**

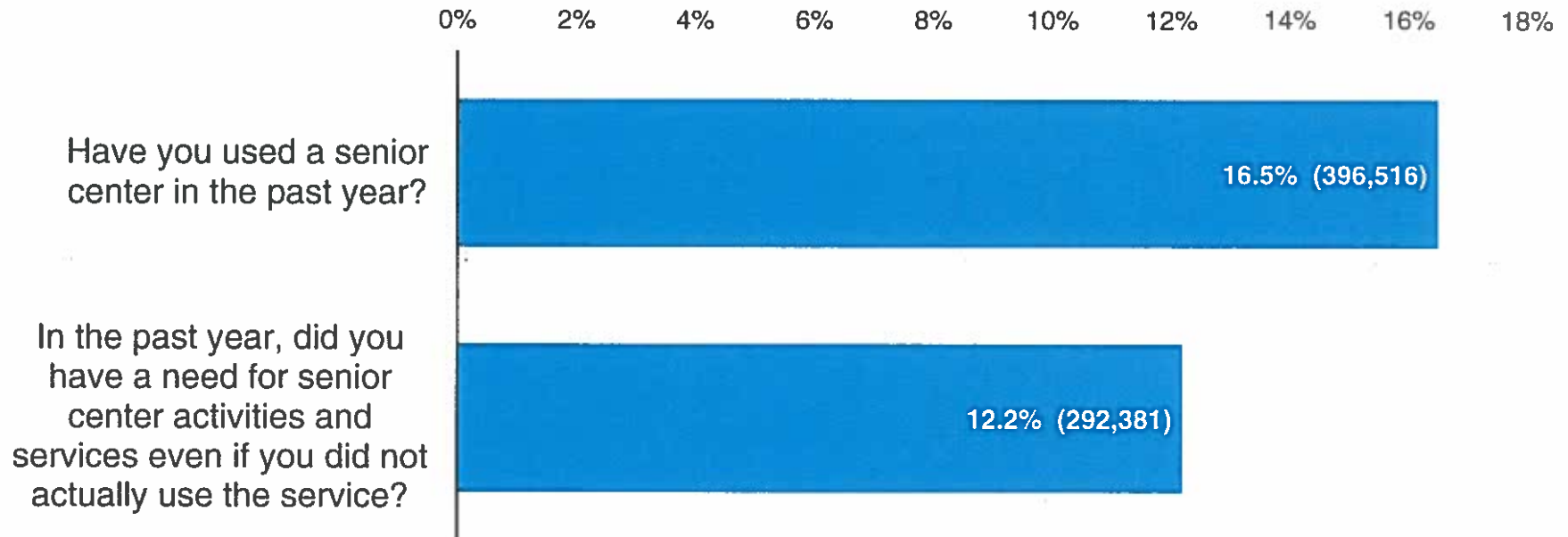
- Caregiving imposes significant social, emotional, health, and financial burdens
- AAA 1–B 2-year study found caregivers with loved on wait lists are:
 - 3 times more likely to report caregiving impacts ability to work
 - Caregiver burn out means love one 5 times more likely to have been in a nursing home

- **SOLUTIONS**

- Improved support for family compromised by:
 - FY 2020 loss of \$600,000 in escheats funding for respite care
 - No new in-home funding to address 62,000 senior population increase

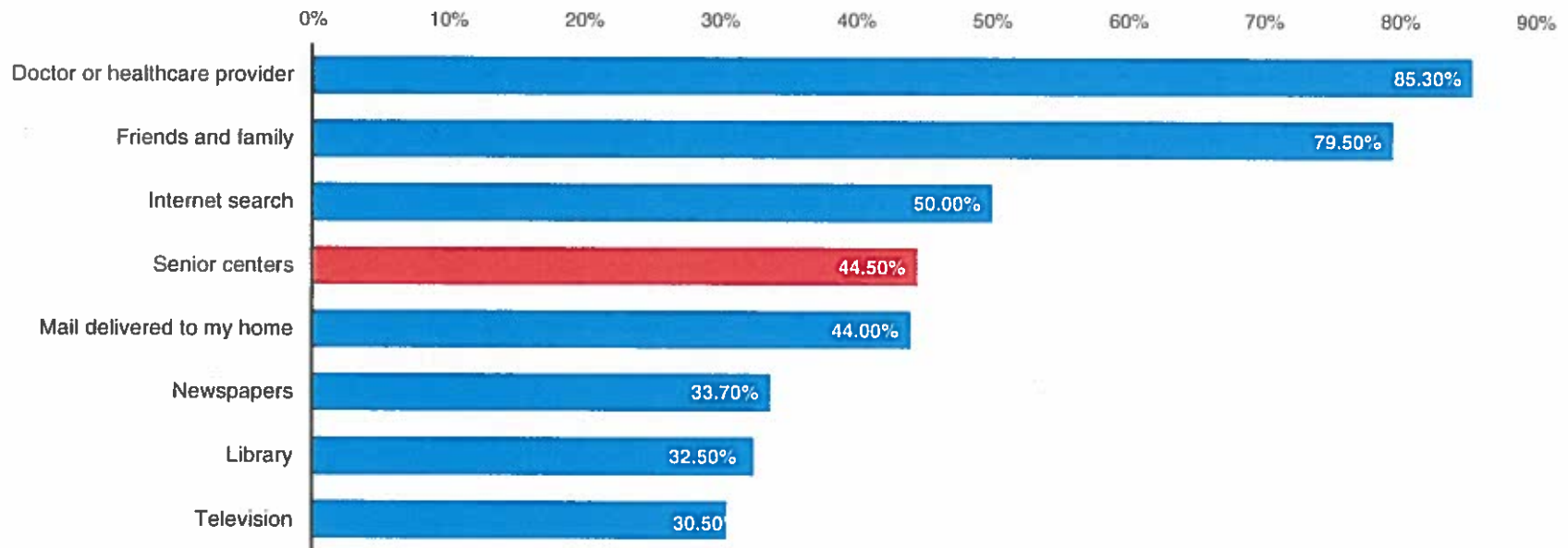
Senior Centers

Use Of and Need For Senior Centers



Senior Centers as a Source of Information

Where would you seek information about aging or healthcare resources, services, or benefits?



Senior Centers

- **CONCLUSIONS**

- Senior centers play a significant role in many seniors' lives
- More than 1 in 5 seniors either attend or need to attend their senior center
- Important resource for wellness, socialization, and information

- **SOLUTIONS**

- Support senior center capacity building to address identified needs
 - Support \$500,000 senior center wellness mini-grant program approved by House for FY 2020.

Questions & Answers