



---

MICHIGAN DEPARTMENT OF  
ENVIRONMENT, GREAT LAKES, AND ENERGY

## Water Infrastructure Funding



# What Is Michigan's Water Infrastructure Need?



# Vision

Protect public health and the environment while reducing fiscal burdens on local municipalities and their rate payers.

2018 REPORT CARD FOR MICHIGAN'S INFRASTRUCTURE

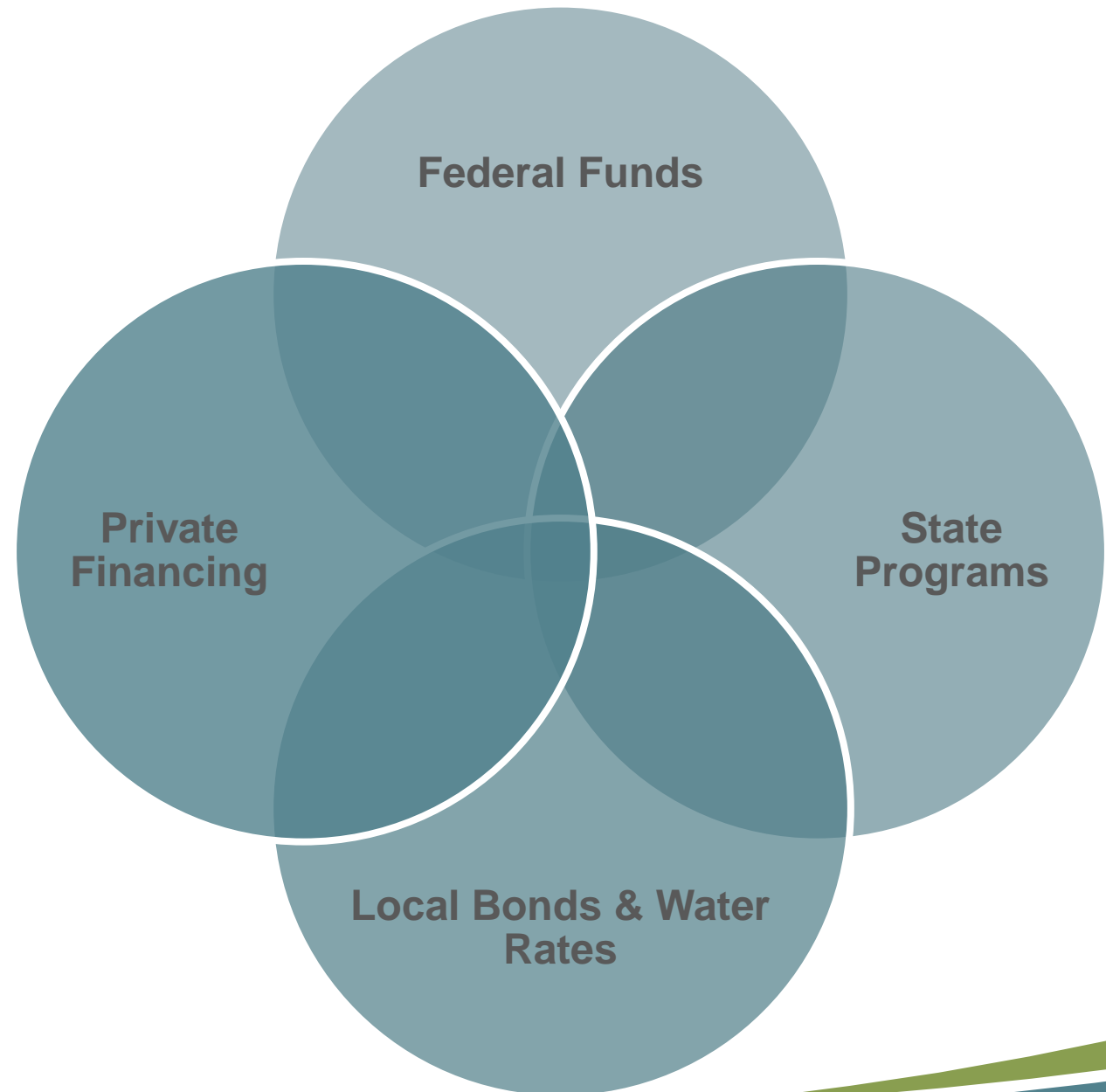


AVIATION C	RAIL C
BRIDGES C	ROADS D-
DAMS C-	SCHOOLS D+
DRINKING WATER D	SOLID WASTE C+
ENERGY C-	STORMWATER D-
NAVIGATION C	TRANSIT C-
WASTEWATER C	

\$800 Million Annual Need



# Water Infrastructure Financing Options



# Two Existing State Revolving Fund (SRF) Programs Administered By EGLE

## Drinking Water

- Program started in 1999
- Michigan receives \$25 - \$30 million annually of federal funds
- 20% state match required
- Program can support up to \$100 million of projects
- Over \$1.6 billion in assistance provided to nearly 400 projects

## Clean Water

- Program started in 1989
- Michigan receives \$65 - \$70 million federal funds annually
- 20% state match required
- Program can support up to \$300 million of projects annually
- Over \$5.9 billion in assistance provided to over 640 projects

# SRF Eligible Projects

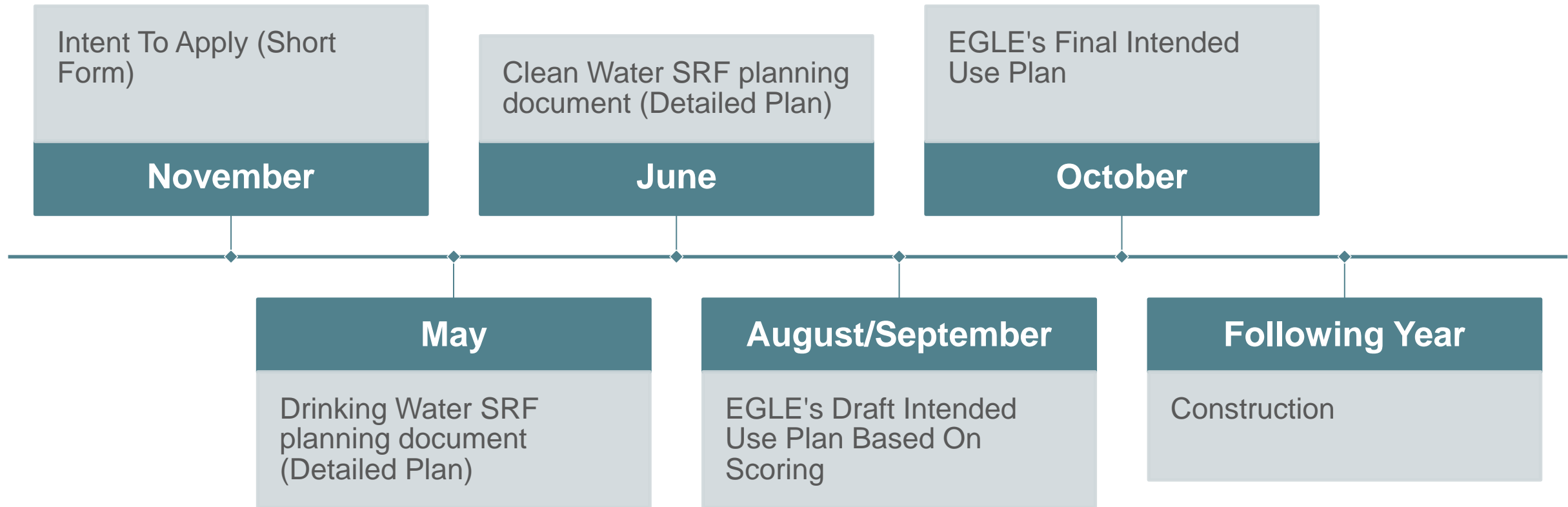
## Drinking Water

- Intake structures
- Pumping stations
- Storage tanks
- Treatment plants
- Distribution system improvements (pipelines, etc.)
- Water services lines (lead and galvanized)
- Municipal wells

## Clean Water

- Wastewater treatment system
- Collection system
- Removal of excessive inflow/infiltration
- Major sewer rehabilitation
- Pump station
- Nonpoint source projects
- Stormwater management

# SRF Project Selection Process





# SRF Project Prioritization Criteria

## Calculation of Various Factors

- Public Health
- Water Quality
- Affordability (Overburdened Status)
- Regionalization
- Resiliency
- Source Water Protection
- Lead Service Line Removal

SRF/SWQIF Project Nos. \_\_\_\_\_

### Project Priority List (PPL) Scoring Data Form

Please complete the information requested below and indicate the page numbers or appendices in the project plan which verify the information provided. Enter "N/A" if information is not pertinent.

PROJECT APPLICANT: City of Grand Rapids

PROJECT LOCATION: Grand Rapids WRRF -- 1300 Market Ave. SE, Grand Rapids

#### 1. Water Pollution Severity Data (0 to 500 points)

- page 21-23, 30 1. Pre-project conditions, including wastewater collection/treatment deficiencies and water quality problems currently occurring.
- page 31-34, 39-41 2. Post-project conditions, including proposed facilities and water quality improvements.

Does the existing facility (or facilities) being upgraded, expanded, or replaced by this project file either surface water or groundwater discharge monitoring reports?

YES, Proceed to Section C or  NO, Proceed to Section A or B

Note: If a project with either a surface water or groundwater discharge is also causing a nitrate problem in the groundwater (i.e., leaky lagoons), please be sure to complete Item B.5. Projects may receive points for both surface water and groundwater contamination.

#### A. Data on Existing Surface Water Discharge

- page N/A 1. Discharge type:
- Continuous
- Seasonal
- Intermittent (if CSO, or SSO, please complete Sections E and F below)

page N/A 2. Flow. For facilities that discharge to regional treatment plants and do not file surface water discharge monitoring reports, provide the average daily metered flow (identify whether units are MGD or MGY) \_\_\_\_\_

page N/A 3. Identify Receiving Water and Type \_\_\_\_\_

page N/A 4. Location (town, range, and section) \_\_\_\_\_

- page N/A 5. Existing Treatment
- Untreated  Secondary  Combined Sewer Overflow  Tertiary
- Primary (including septic systems with direct surface water discharge)

- page N/A 6. Existing Disinfection Process:
- None
- Chlorination
- Alternative Technology (specify type) \_\_\_\_\_

#### B. Data on Existing Groundwater Discharge

- page N/A 1. Discharge Type:
- Continuous

# SRF Overburdened Communities

- Calculation Of Various Factors
  - Median Household Income
  - Community Taxable Value per Capita
  - System Debt
  - System Operation and Maintenance
- [Information available online](#)



## MICHIGAN DEPARTMENT OF ENVIRONMENT, GREAT LAKES, AND ENERGY OVERBURDENED AND SIGNIFICANTLY OVERBURDENED COMMUNITY STATUS DETERMINATION WORKSHEET

The following data is required from each State Revolving Fund (SRF) applicant requesting a determination for overburdened and significantly overburdened community status.

The most recent census and tax data are available in a searchable table on EGLE's [State Revolving Fund – Overburdened Community Definition and Scoring Criteria Development](#) webpage along with an excel worksheet to help determine blended Median Annual Household Income (MAHI) and blended taxable value per capita for regional systems. The MAHI and taxable value per capita table will be used to make all FY24 determinations. Applicants are encouraged to visit this page prior to completing this form to see if they qualify based on MAHI (blended MAHI if applicable) or taxable value per capita (blended taxable value per capita if applicable) alone. If so, they only need to fill out lines 1 and 2 of this form, electronically sign it on page 2, and submit.

**Alternately, if the applicant's MAHI or blended MAHI is above the state average - \$63,498 for FY24 – they cannot be determined as being overburdened or significantly overburdened for FY24 funding and should not complete or turn in this form.**

For applicants whose MAHI or blended MAHI is below \$63,498 but do not automatically qualify based on MAHI or taxable value per capita alone, please complete the entire form and return to:

Mark Conradi  
[conradim@michigan.gov](mailto:conradim@michigan.gov)

Name of Applicant

Please check the box indicating which funding source this determination is for:

DWSRF

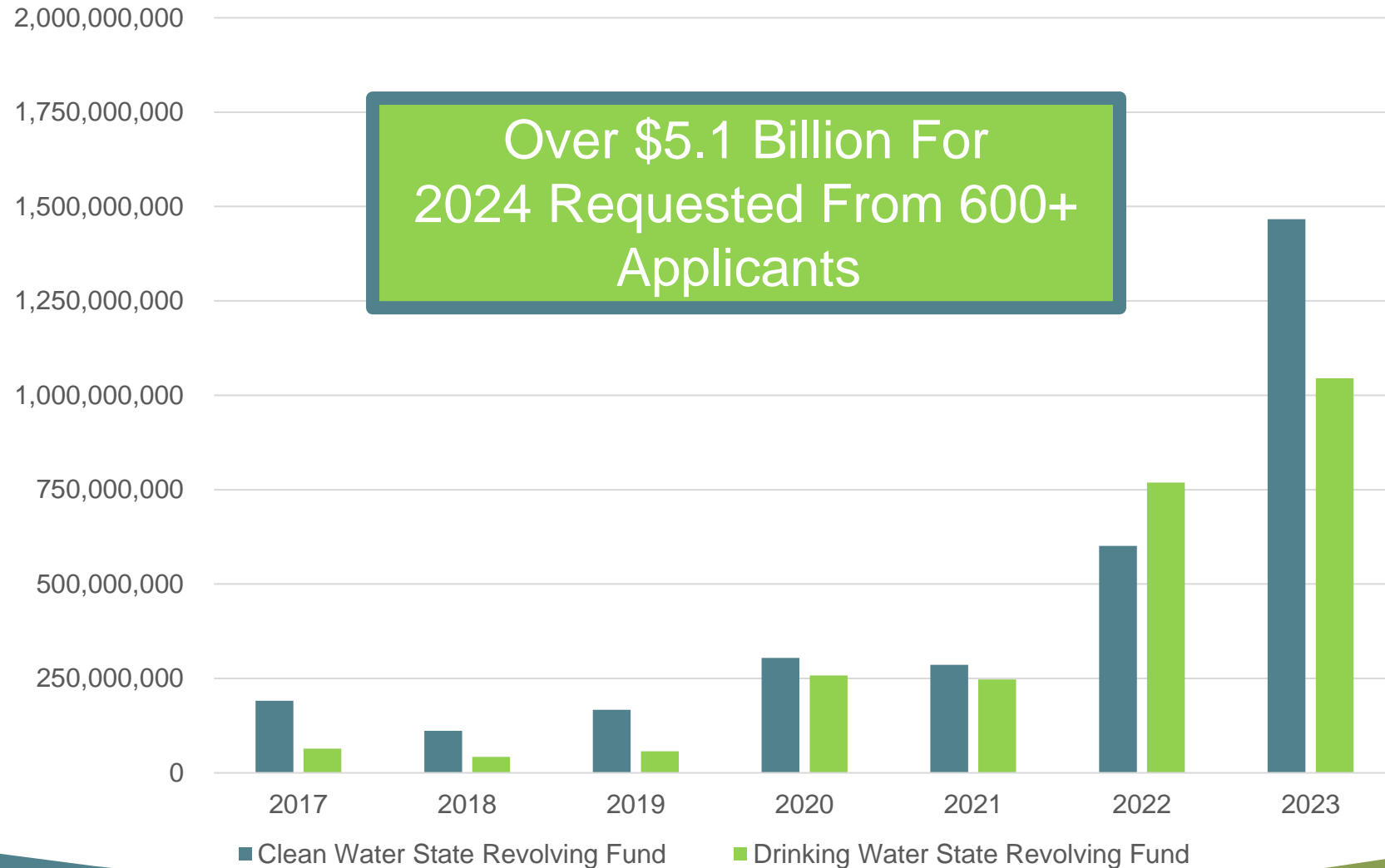
CWSRF

1. Is this a regional system? A regional system refers to any system that serves more than one municipality (cities, townships, and/or villages)

Yes

No

# Water Infrastructure Funds Requested



# Recent SRF Appropriations

Bill	Fiscal Year	General Fund	Federal	Source of Federal Funding
PA 53 of 2022	2022	\$36,369,900	\$469,728,000	IIJA
PA 53 of 2022	2022	\$0	\$1,265,000,000	ARPA
PA 166 of 2022	2023	\$5,000,000	\$103,171,500	Capitalization Grants
<b>Subtotal</b>		<b>\$41,369,900</b>	<b>\$1,837,899,500</b>	
Executive Recommendation	2024	\$30,500,000	\$250,000,000	IIJA
Executive Recommendation	2024	\$5,000,000	\$103,326,200	Capitalization Grants
<b>Grand Total</b>		<b>\$76,869,900</b>	<b>\$2,191,225,700</b>	

# Public Act 53 of 2022 Overview (Senate Bill 565)

Includes \$4.7 Billion Of  
Infrastructure Funding

\$1.9 Billion Will Be  
Administered By EGLE

3 Funds Included:  
- American Rescue Plan  
- Infrastructure  
Investment Jobs Act  
- General Fund

15 Times More Than  
Annual EGLE State  
Revolving Fund Amount

# Funding available to communities from PA 53

## Infrastructure Investment and Jobs Act

- \$500 million loans and loan forgiveness
- Follows SRF process

## American Rescue Plan Act

- \$1 billion grant funding
  - \$600 million drinking water
  - \$400 million clean water
- Submit planning documents in accordance with SRF process

# Public Act 53 SRF Grants



# Contact Information



For communities that haven't applied or those wanting general information regarding funding opportunities:

Contact Water Infrastructure Funding and Financing staff at 517-284-5433 or [EGLE-WIFFS@michigan.gov](mailto:EGLE-WIFFS@michigan.gov)



Communities that have applied:

Have already been assigned a grant project lead and an engineer.



For questions from legislative offices:

Contact: [EGLE-Legislative-Contact@michigan.gov](mailto:EGLE-Legislative-Contact@michigan.gov)



# Lead Service Line Replacement Needs

- 330,000 known or suspected lead service lines
- 314,000 additional service lines with unknown material
- EGLE estimates approximately 500,000 total lead service lines will need to be removed

# Funding Gap

---



Estimated total lead service line only replacement cost:  
\$5 billion



Anticipated Gap: \$3.6 billion that hasn't been allocated or proposed by the state to be filled in by local revenue or future funding proposals

A large, stylized water drop graphic is centered on the page. Inside the drop, there is a city skyline with several buildings in shades of blue and green. Below the buildings, there is a network of blue and green lines representing water infrastructure, such as pipes and channels. The background of the drop is a dark grey color.

# 2023 Great Lakes Water Infrastructure Conference

September 19 – 21, 2023

REGISTRATIONS STARTING ON JUNE 1, 2023  
NOTIFY ME WHEN REGISTRATION OPENS

September 19-21, 2023 | Kalamazoo, MI

Michigan Department of  
**Environment, Great Lakes, and  
Energy**

800-662-9278  
Michigan.gov/egle



Follow us at: [Michigan.gov/egleConnect](https://Michigan.gov/egleConnect)