



County Road Association  
OF MICHIGAN

# County roads – MI transportation.

*Senate Appropriations  
Transportation  
Subcommittee*


Denise Donohue, CEO

Ed Noyola, Chief Deputy &  
Legislative Director

March 13, 2025



# Mi roads by the #s ...



Counties = 90,000 mi. **(75%)**

Municipal = 22,000 mi. (17%)

MDOT = 10,000 mi. (8%)

## Mi bridges by the #s ...

**NEW!** Counties = **5,868** (52%)

MDOT = 4,700 (42%)

Municipal = 700 (6%)

**+** Quick fact: Michigan has the 4<sup>th</sup>-largest system of local roads in the US.

**Quick fact:** Counties contractually maintain MDOT highways in 63 counties!

# Where do county road funds come from?



Legend	Category	Value
1	State Sources	\$1,384,699,848
2	Contributions from Local Units	\$265,849,551
3	Federal Sources	\$245,203,900



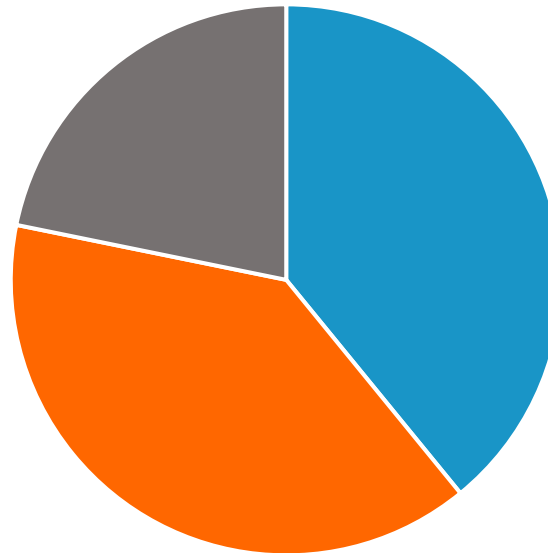
# State Revenue Michigan Transportation Fund (MTF) Act for counties



\$4.1 B

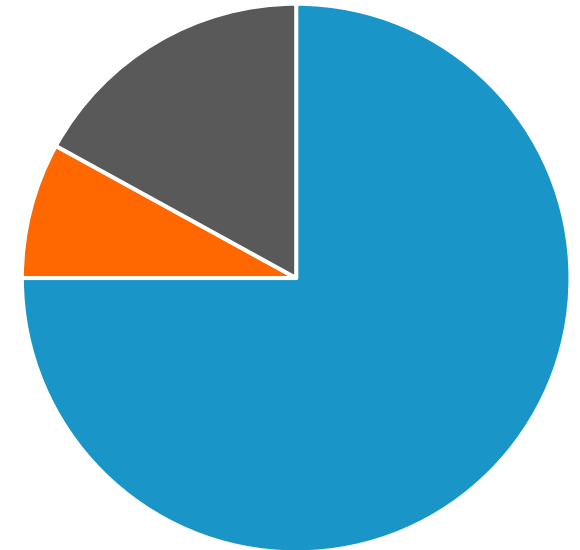
\$1.25 B for counties ('24)  
Budgeted Figure

MTF DISTRIBUTION



■ Counties (39.1%) ■ MDOT (39.1%) ■ Cities/villages (21.8%)

PERCENT OF SYSTEM



■ Counties (75%) ■ MDOT (8%) ■ Cities/villages (17%)

MTF Act is  
up-to-date

86 sections  
**306 amendments** in  
77 sections.  
**5 changes** in  
distribution formula.

# State Revenue – FY 2024

## MI Transportation Fund receipts



Receipts	Total
Gasoline Tax	\$1,292,147,695
Diesel Fuel Tax	\$269,368,420
Liquid Petroleum Tax	\$2,096,249
<b>Total Motor Fuel Taxes</b>	<b>\$1,563,612,364</b>
Diesel Carrier Tax	\$4,612,207
Diesel Dealer License	\$10,500
<b>Total Diesel Taxes</b>	<b>\$4,622,707</b>

Receipts	Total
Residential Weight Tax	\$1,393,481,234
Nonresidential Weight Tax	\$92,699,822
<b>Total Weight Taxes</b>	<b>\$1,486,181,056</b>
Miscellaneous Revenue	\$42,476,599
Interest Earnings	\$13,126,679
<b>Total Gross Receipts</b>	<b>\$3,110,019,406</b>
Marijuana Tax	\$101,608,829
<b>Redirected Income Tax</b>	<b>\$600,000,000</b>

**Actual Total Gross Receipts for FY 2024 = \$3,811,628,235**

# Local funding – local units



## Contributions from local units for county road work consist of:

- City, village and township contributions;
- County-wide or township millage taxes;
- Special Assessment Districts, bonds; and
- County appropriations.



# Locally-raised revenue – A growing trend

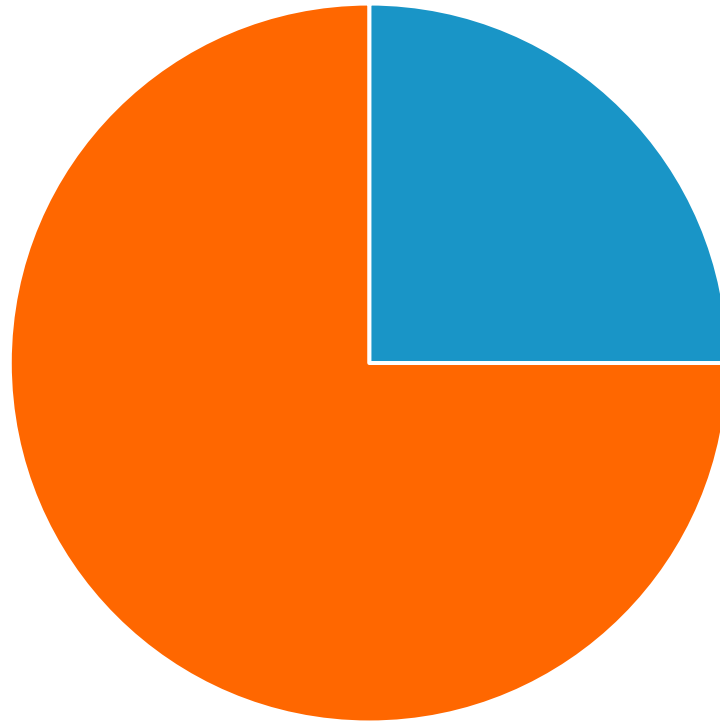


- 34 county-wide road millages.
- 580+ townships have millages.
- Millages customized to local needs.



# Federal Road Revenue

PERCENTAGE OF FEDERAL FUNDS



■ Counties, muni's ■ MDOT

\$1.6 B

APPROPRIATED 2024



## New IIJA Bill

\$2 B/yr



75% MDOT  
(\$1.2 B to MDOT)

25%  
(\$400 M to 614  
road agencies)

A photograph of a concrete bridge spanning a river. The bridge has a metal guardrail. To the right of the bridge, there is a steep embankment reinforced with large concrete blocks and a pile of rocks. The river flows beneath the bridge. Bare trees are visible in the background and foreground, suggesting a winter or late autumn setting. A blue rectangular box is overlaid on the left side of the image, containing white text.

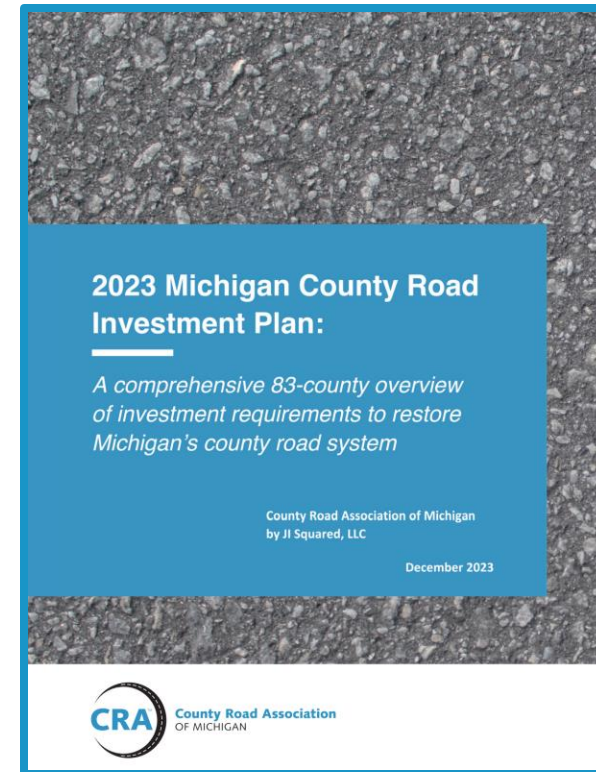
**Local  
bridge  
needs.**

# 2023 County Road Investment Plan



Looks at monetized needs on county road system in 6 areas:

- 1) County Bridges
- 2) Buildings, Maintenance Facilities
- 3) Road Maintenance
- 4) Equipment
- 5) Federal Aid-Eligible Roads
- 6) Nonfederal Aid-Eligible Roads



# County bridges

+ \$43,003,000



- 50-yr. lifespan assumed (*Uniform Accounting Practices Handbook*).
- Replacement costs fr. *MDOT Local Agency Programs Bridge Scoping Cost Estimate Worksheet*.
- Replacement bridge => +20% deck area.
- **\$1 B of closed, critical, serious, wt-restricted.**



**5,868 county bridges (>20' length)**

**2027 call for funding: 401 app's = \$515 M**  
**available = \$80 M**



# 2023 Annual financial need on MI county roads and bridges



Bridges	\$265,180,000 ↑
Buildings, Maintenance Facilities	\$50,032,000 ↑
Maintenance	\$818,861,000 ↓
Equipment	\$174,963,000 ↑
Federal Aid-Eligible Roads	\$792,612,000 ↑
Nonfederal Aid-Eligible Roads	\$2,003,040,000 ↑
<b>Annual County Road Investment Needs</b>	<b>\$4,104,689,000 ↑</b>
Less county road revenue documented in 2021 PA 51 Report *Total revenue is Line 97 minutes Lines 77 & 78 from PA 51 Reports of 2021.	- \$1,751,115,000* ↑
<b>Total Statewide County Road Agency Additional Needs</b>	<b>\$2,353,574,000 ↑</b>

Source: 2023 County Road Investment Plan

# Local bridges

## Federal mandates = BIG COST\$



**NEW!** Spec's for National Bridge Inventory (50 add'l data points) – **by 2027**.

**NEW!** Bridge Load Analysis ALL 5,868 local bridges need custom analysis in AASHTOWare Bridge Rating software – **by 2027**.

MDOT's Bridge & Structure Bureau estimates \$22.5 M cost in FY 2026, FY 2027.


+ \$21 M for FY 2028, FY 2029, FY2030.

- **Need \$18 M federal aid** – yrs 1-2 \$16.8 M – yrs 3-5

Sources? August redistribution? MDOT fed'l aid (=1.4%).

- **Need \$4.5 M for state local match** x 5 yrs.

Sources? State toll credits, surplus Movable Bridge Fund Program.





**Rural and  
urban areas  
of need.**

# 2023 County Road Investment Plan



	Good/Fair	Poor
State trunklines	77%	23%
County fed'l. aid roads	65%	35%
Local nonfed'l. aid	44%	56%

## **CRA has *twin objectives* for the county system ....**

- *Local federal aid (primary roads):* 90% Good/Fair (vs. 65%)
- *Local nonfederal aid roads:* 60% Good/Fair (vs. 44%) ↓



# County Nonfederal Aid-Eligible Roads

Nonfederal aid-eligible roads ("local" roads).  
Supported by MTF, county/twsp. millages.

- 30,716 centerline miles paved.  
Objective = 60% Good/Fair PASER.  
Current status = 44% G/F **55% are unrated.**
- 37,024 centerline miles unpaved.

**CRA Objective:** "Improve" 15% miles annually.

- Unpaved – Add 1,000 cu. ft. aggregate/7 yrs.
- Reconstruct a few roads; mostly chip seal, resurface, preventive maintenance.

Right fix at the right time. **Asset management.**

**Serious need for more ratings for these roads.**



**+\$486,634,000**



# 2023 Annual financial need on MI county roads and bridges



Bridges	\$265,180,000 ↑
Buildings, Maintenance Facilities	\$50,032,000 ↑
Maintenance	\$818,861,000 ↓
Equipment	\$174,963,000 ↑
Federal Aid-Eligible Roads	\$792,612,000 ↑
Nonfederal Aid-Eligible Roads	\$2,003,040,000 ↑
<b>Annual County Road Investment Needs</b>	<b>\$4,104,689,000 ↑</b>
Less county road revenue documented in 2021 PA 51 Report *Total revenue is Line 97 minus Lines 77 & 78 from PA 51 Reports of 2021.	- \$1,751,115,000* ↑
<b>Total Statewide County Road Agency Additional Needs</b>	<b>\$2,353,574,000 ↑</b>

Source: 2023 County Road Investment Plan



**County Road Association  
OF MICHIGAN**

# Thank you!

*"Every trip begins and  
ends in someone's driveway."*

**Denise Donohue, CEO**  
**[ddonohue@micountyroads.org](mailto:ddonohue@micountyroads.org)**

**Ed Noyola, Chief Deputy,  
Legislative Director**  
**[enoyola@micountyroads.org](mailto:enoyola@micountyroads.org)**

County Road Association of Michigan  
101 S. Washington Sq., Ste. 200  
517.482.1189  
[micountyroads.org](http://micountyroads.org)

