

House Appropriations Subcommittee on Community Colleges

Mike Hansen
MCCA President
February 23, 2017



The Facts

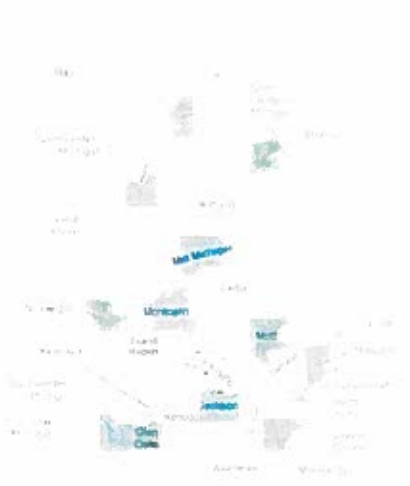
- 28 public community colleges
- Deep roots in local communities
- Average Tuition and Fees
 - Michigan Public Universities: \$12,464
 - Michigan Public Community Colleges: \$3,596
- Total annual enrollment of 360,000 students
- 57% women, 43% men; 65% white, 35% nonwhite
- Average age is 25.7 years old
- About 65% attend school part-time
- Nearly 70% work while enrolled (34% working full-time)

Source: College Board; American Association of Community Colleges; Activity Classification Structure

- Academic Preparation for Transfer to Baccalaureate Education
- Occupational and Career Training
- Continuing Education
 - Customized Workforce Training
 - Community Enrichment

Comprehensive Mission

Michigan Community College Districts



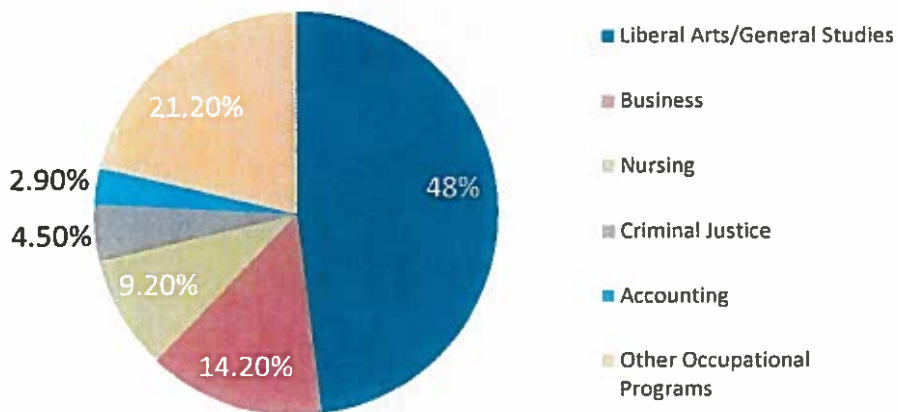
The map displays the geographical distribution of Michigan Community College Districts across the state. Key districts labeled include Oldcastle, Jackson, Michigan, and West Michigan. The map uses various shades of blue and green to delineate the boundaries of these districts.

Degrees/Credentials Conferred

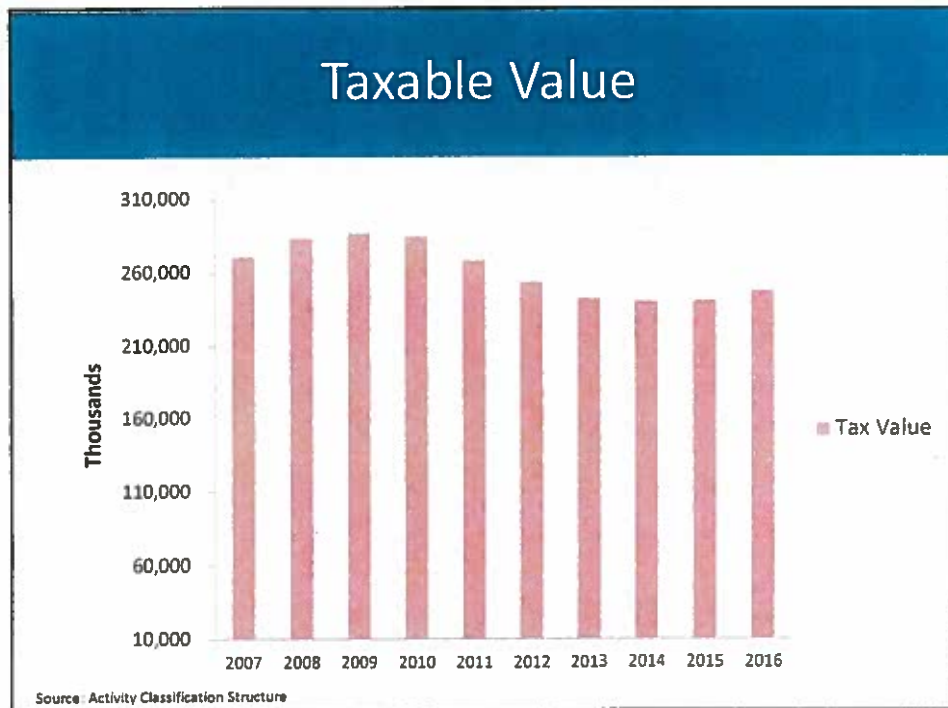
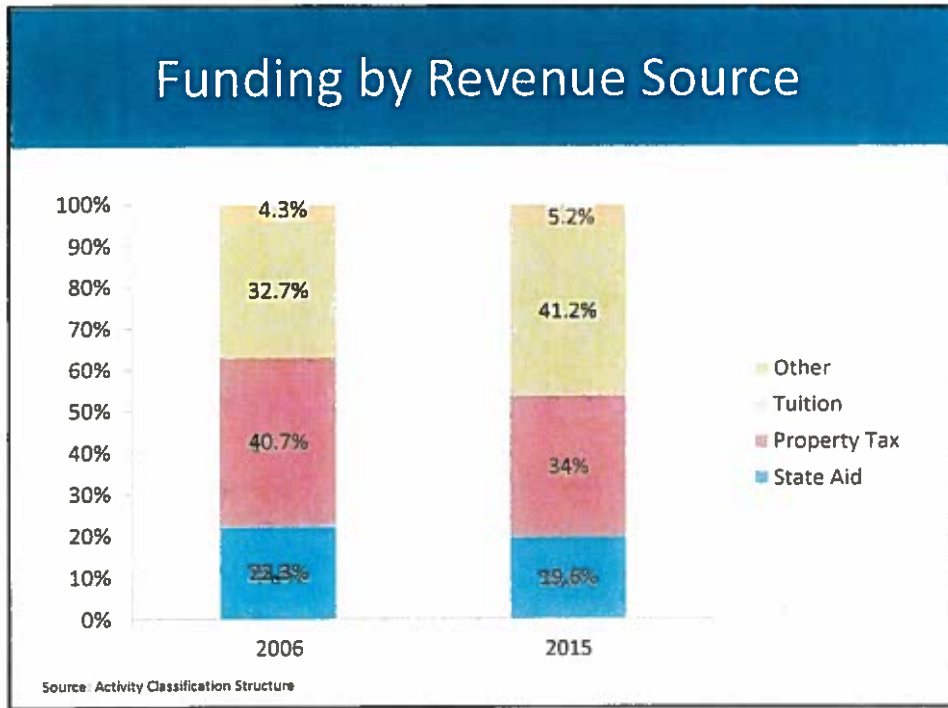
- Certificate
 - Less than 1 Year (15%)
 - 1 to 2 Year (13%)
 - Industry Recognized Credentials
- Associate Degree (70%)
 - General Education/Transfer
 - Occupational/Career
- Bachelor's Degree and Other (2%)

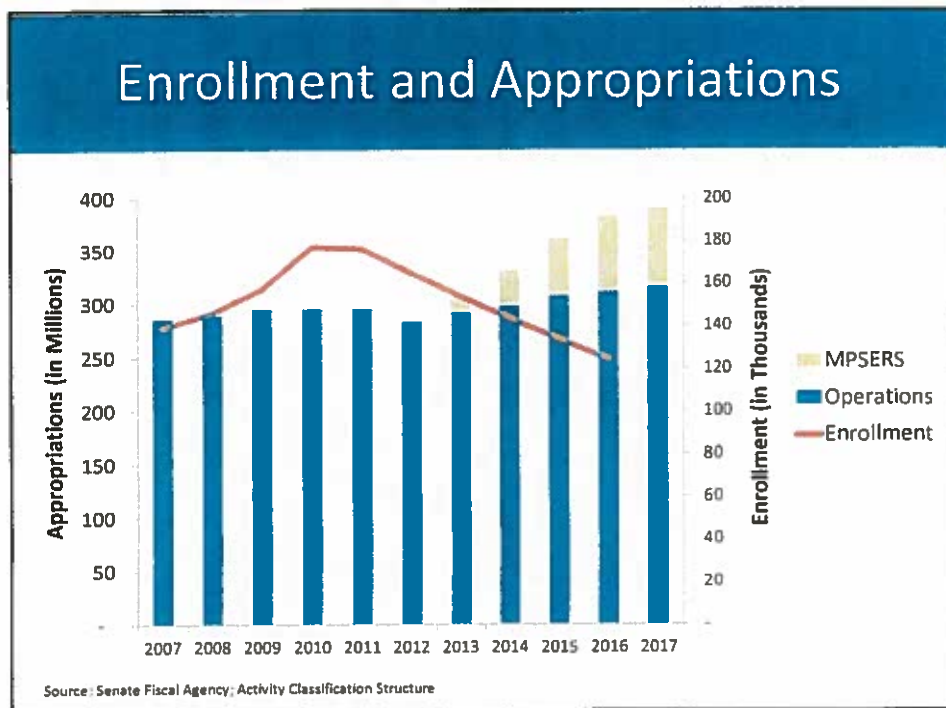
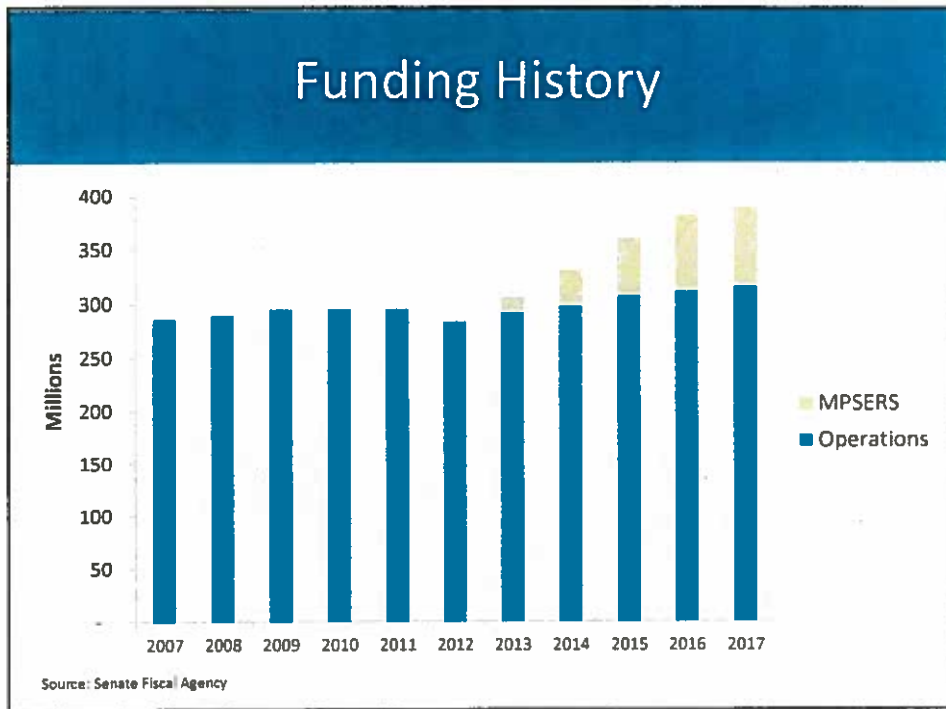
Source: Activity Classification Structure

Top Programs of Study

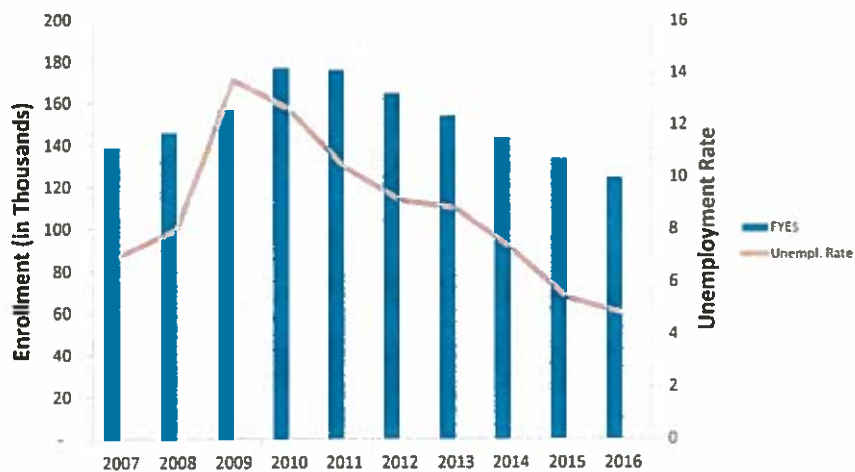


Source: Activity Classification Structure





Enrollment and Unemployment Rate



Source: Activity Classification Structure; Senate Fiscal Agency

Governor's Education Dashboard

Community College Completion/Graduation/Transfer Rate

55%
LEGISLATIVE GOAL



Source: Governor's Education Dashboard (2017).

Operations Grants: Performance Indicators Formula

- Most of the community college budget acts since FY 2006-07 have included formulas that utilized performance indicators to allocate budgetary increases or decreases from the prior year.
- The FY 2015-17 formula is based on the recommendations made from the FY 2015-16 Performance Indicators Task Force.
- The FY 2016-17 formula allocates a \$4,400,000 increase to community college operations grants as follows:
 - 30% based on an across-the-board adjustment
 - 30% based on contact hour equated students, weighted for health & tech fields
 - 10% based on performance completion improvement
 - 10% based on performance completion number
 - 10% based on performance completion rate
 - 5% based on administrative costs
 - 5% based on a local strategic value component

Source: House Fiscal Agency (August, 2016). *Briefing Budget: Community Colleges*



CONTACT INFORMATION

MIKE HANSEN
 MHANSEN@MCCA.ORG
 (517) 372-4350