


**OAKLAND
UNIVERSITY™**



Budget Briefing

House Appropriations Subcommittee on Higher Education

Thursday, March 9, 2017

University Profile



Located in Rochester, MI

Doctoral university – moderate research activity

Academic Programs

132 bachelor's **138** graduate and certificate

Full-time faculty with terminal degrees: **93** percent

Student-to-Faculty Ratio: **21:1**



Colleges & Schools

- College of **Arts and Sciences**
- **Honors College**
- Oakland University William
Beaumont **School of Medicine**
- Schools of **Business Administration,**
Education and Human Services,
Engineering and Computer Science,
Health Sciences, and Nursing



Community College Partnerships



- Total of **68** articulation agreements and onsite baccalaureate programs with:

Kalamazoo Valley* Macomb* Monroe County

Mott* Oakland* Schoolcraft*

St. Clair* Wayne County

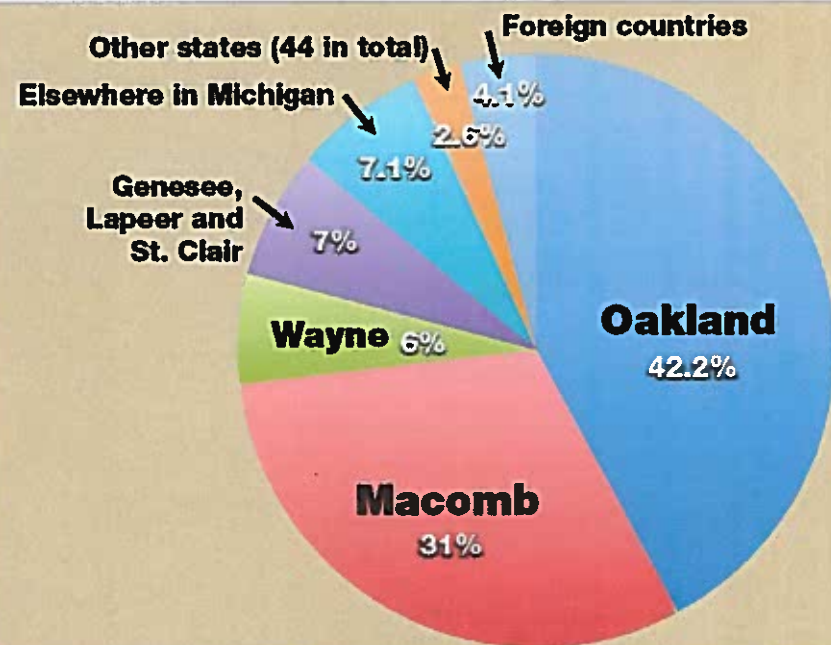
*Reverse transfer agreements

- **41%** of OU students transfer from community colleges

OU Students

- Fall 2016 enrollment **20,012**
- 10-year enrollment growth **+15.6%**
- New student average scores
GPA: **3.4**, ACT: **23.6**
- First-generation students **~35%**
- Students receiving need-based financial aid in FY2016 **39%**
- Grads staying in Michigan **73%**

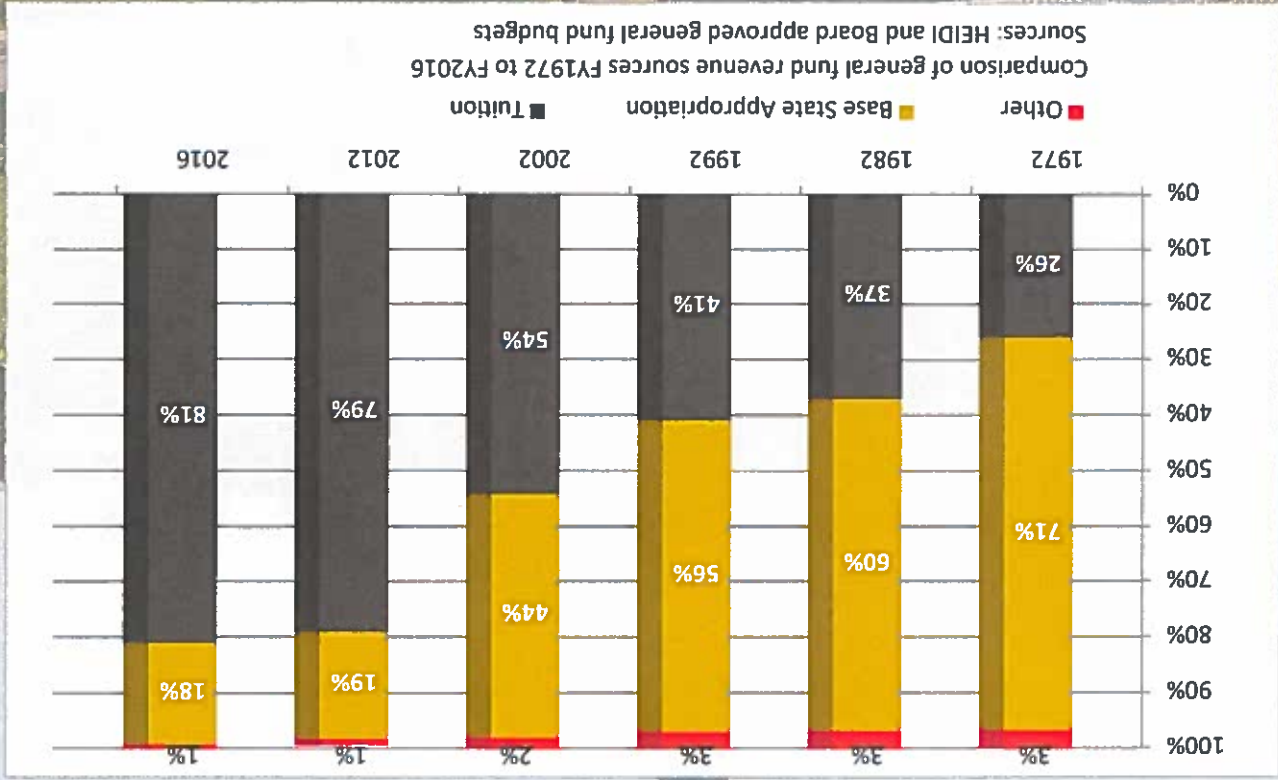
Geographic Distribution



Historical Funding Model



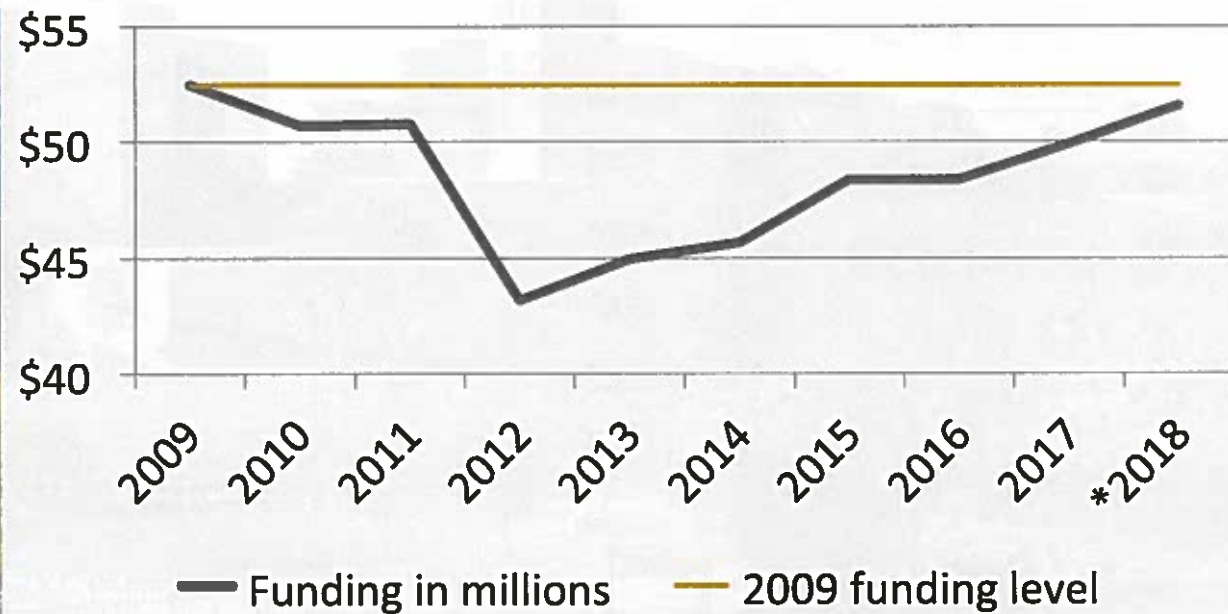
**INCREASING
RELIANCE
ON TUITION**



State Appropriations

**TRENDING
TOWARD
RECOVERY**

OU state appropriations 2009-18

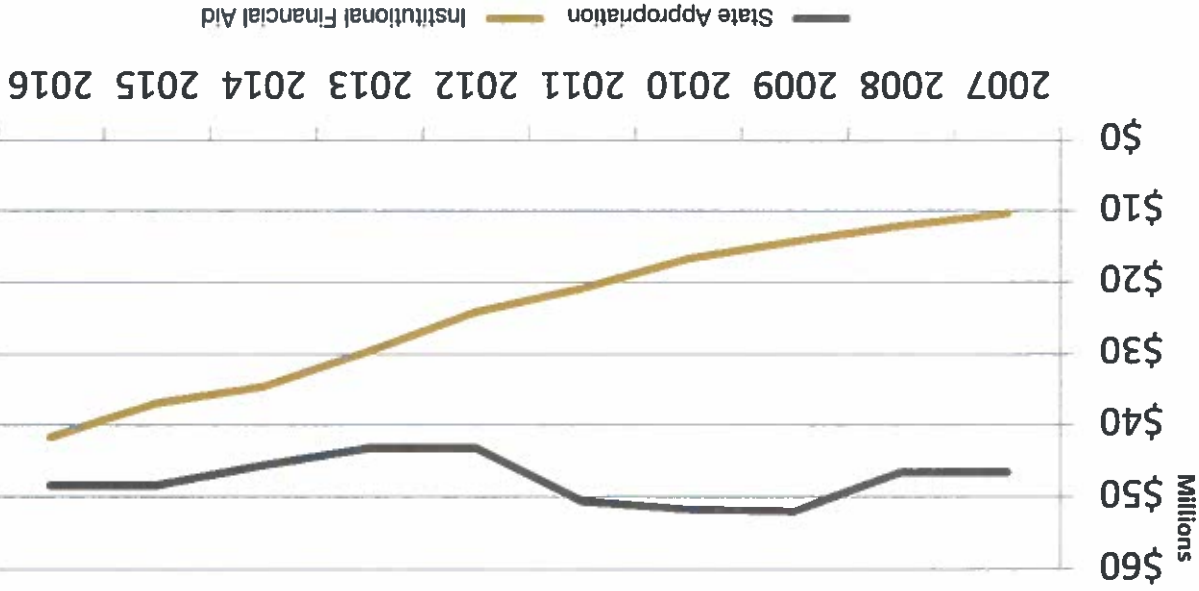


Increasing Financial Aid



STATE
FUNDING
RETURNED
TO OU
STUDENTS

State Funding and OU Financial Aid 2007-16



State Funding Per Student



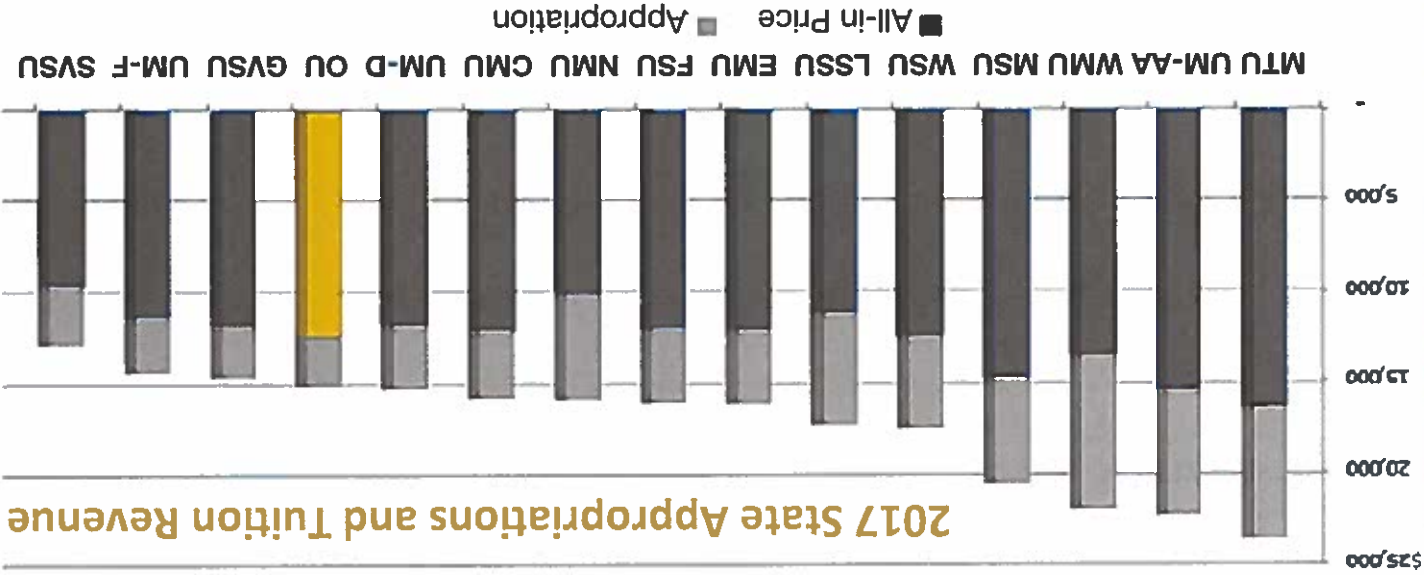
If OU received the state average, per-FYES appropriation of \$5,059, it would gain **\$37.8 million** annually.

| | Appropriation per FYES | FYES | Year Founded |
|----------------------------------|------------------------|---------------|--------------|
| Wayne State University | \$8,736 | 22,444 | 1868 |
| Michigan Technical University | 7,398 | 6,501 | 1885 |
| University of Michigan Ann Arbor | 7,044 | 43,817 | 1817 |
| Lake Superior State University | 6,421 | 2,113 | 1946 |
| Northern Michigan University | 5,998 | 7,716 | 1899 |
| Michigan State University | 5,979 | 46,138 | 1855 |
| Western Michigan University | 5,288 | 20,318 | 1903 |
| Ferris State University | 4,307 | 12,134 | 1884 |
| Eastern Michigan University | 4,207 | 17,493 | 1849 |
| Central Michigan University | 3,944 | 21,278 | 1892 |
| University of Michigan Dearborn | 3,681 | 6,738 | 1959 |
| Saginaw Valley State University | 3,409 | 8,540 | 1963 |
| University of Michigan Flint | 3,266 | 6,904 | 1956 |
| Grand Valley State University | 3,040 | 22,446 | 1960 |
| Oakland University | \$2,868 | 17,409 | 1957 |
| 15-School Average | \$5,039 | | |

Total Revenue Per Student



2017 State Appropriations and Tuition Revenue



OU's proposed FY2018 appropriation increase ranks **2nd** in percentage, but **9th** in actual dollars

Funding Challenges

- **Highest** 5- and 10-year enrollment growth rate
- **Second highest** number of students per faculty member
- **Third lowest** general fund expenditures per student
- **Sixth lowest** number of staff per 1,000 students
- **Lowest** general fund building square footage per student

CONCLUSION

Oakland University has historically been **under-funded** and **under-resourced** considering its growth, goals, strategic needs and beneficial impact in southeastern Michigan and beyond.

Financial Stewardship



COST CONTAINMENT AND BUDGET REDUCTIONS

FY2003-16

| Total | Permanent | One-Time | Total |
|-------------------|----------------|----------------|--------------|
| Cost Containment | \$21.6M | \$8.5M | \$30.1M |
| Budget Reductions | \$13.3M | \$5.6M | \$18.9M |
| Total | \$34.9M | \$14.1M | \$49M |

Funding Objectives

OAKLAND FAVORS A FUNDING FORMULA THAT:

- Recognizes growth in **undergraduate enrollment**
- Evaluates performance **against its own past performance** and **benchmarks**
- Adheres to a per FYES floor **funding minimum**
- Leaves the control of **tuition rates** with University Boards
- Excludes **debt service** related to State Capital Outlay and other facility expansion projects



Educational Value



COST AND BENEFIT OF AN OU EDUCATION

- Average annual cost per student: **\$11,631***
- Average total student loan debt: **\$25,000**
- Students with loans: **~35%**
- Average OU graduate initial salary: **\$43,000**

*Data from College Scorecard





**OAKLAND
UNIVERSITY**

ASPIRE TO RISE

Thank You

