

THE JACKSON COUNTY SHERIFF'S OFFICE & CORRECTIONAL FACILITIES




Sheriff Gary R. Schuette

Current Problems and Conditions

Our correctional facilities receive higher usage than the average public building. We operate 24/7, 365 days a year. This has led to structural and operational issues above the normal rate of wear and tear.

Problems with Locks

- A large security concern is the breaking of locks on cell doors. This is not an unusual event.
- Most door locks and hinges are original; meaning they are 70 years old.
- Parts are no longer made for them and must be fabricated. This takes longer time to accomplish increasing the security risks, and the cost is extreme.




Technology Concerns

- The video system comprises both analog and digital equipment, with replacement parts sourced from sites like eBay due to unavailability.
- Specialized cameras are necessary to prevent tampering and harmful activities, but the nuclear fallout design of the 1950s buildings poses challenges for installation due to the thick concrete walls, with costs exceeding \$5,000 per camera.
- Moreover, the concrete impedes clear Wi-Fi transmission for zoom court hearings, posing challenges for both court proceedings and facility security.





Analog



Digital

Structural Concerns

- A big concern is the settling of the building itself. This large crack is approximately five inches wide on the third floor, and one inch wide on the first floor. This structural defect is very concerning and symptomatic of a much larger structural problem.



Plumbing Problems

- Plumbing leaks are challenging, and most times impossible, to isolate because of asbestos wrapping and sections of plumbing buried in concrete.
- Recent sewer leaking from the Jail Captains Office ceiling, into the booking area. Sewer falling onto Deputies is not unusual.
- A pan inserted above the drop ceiling to catch leaking sewer. The bucket is the drain for the sewer; this is in the medical facility. The nurse empties the bucket regularly. These pan's are situated all throughout the building, in several locations.

Design Concerns

- Design constraints limit patrol cars to one-way access, causing delays of up to 30 minutes for officers to exit, compromising public safety.
- Isolation cell situated facing away from the guard station creating difficulty to manage.
- Inmate laundry is outside the secure area, requiring trustees to leave the jail, posing supervision and security challenges.
- The majority of cells within the facility are visible and audible to each other, posing risks to facility security and Deputy safety.

