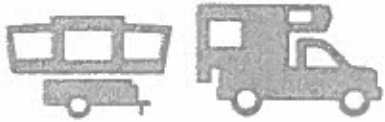


RVs: MOVING the ECONOMY

ECONOMIC IMPACT OF RV MANUFACTURERS & SUPPLIERS

Michigan

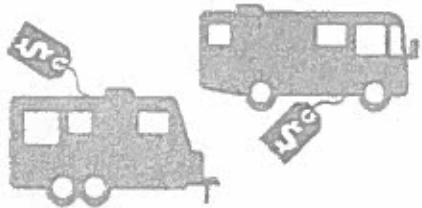


13,876

of RVs PRODUCED
in MI




TOTAL DIRECT ECONOMIC OUTPUT
\$366,523,700



\$642,985,221

RETAIL VALUE OF
RV SHIPMENTS



875

DIRECT JOBS

277,098

of REGISTERED RVs
in MI

Motorhomes

29,593

Towables

243,264

Park Model RVs

2,926

Truck Campers

1,315



\$14,262,000


TOTAL TAXES PAID

by RV Manufacturers and
Suppliers



\$69,004,300

DIRECT WAGES




5

of RV MANUFACTURERS

OVERALL MANUFACTURER & SUPPLIER IMPACT

\$575,886,800



RVs: MOVING the ECONOMY


ECONOMIC IMPACT OF THE RV INDUSTRY

Michigan



726

**# of RV
BUSINESSES**



105

**# of RV
DEALERSHIPS**



\$148,364,700
TOTAL TAXES PAID
by RV Industry



TOTAL DIRECT ECONOMIC OUTPUT

\$695,863,800

RV Manufacturers
and Suppliers

\$366,523,700

RV Sales
and Service

\$150,379,000

RV Campgrounds
and Travel

\$178,961,100



\$204,189,700

DIRECT WAGES

RV Manufacturers and Suppliers

\$69,004,300

RV Sales and Service

\$72,804,300

RV Campgrounds and Travel

\$62,381,100



4,294

DIRECT JOBS

RV Manufacturers and Suppliers

875

RV Sales and Service

1,247

RV Campgrounds and Travel

2,172

OVERALL INDUSTRY IMPACT

\$1,299,876,100

