

#1

2/2/2017

State School Reform/Redesign Office

Update, Overview, and Next Steps

Natasha Baker
State School Reform Officer
www.michigan.gov/sro
bakern5@michigan.gov
(517) 202-1444

MICHIGAN DEPARTMENT OF

DTMB TECHNOLOGY,
MANAGEMENT AND BUDGET

Mission Statement

Our mission is to turn Priority Schools into the highest performing schools in Michigan.

The State School Reform/Redesign Office's

Authority & Responsibilities

Revised School Code 380.1280c

- Assigns responsibility for lowest achieving 5% of schools (Priority Schools) to SRO
- Requires Priority Schools to submit Reform/Redesign plans to improve performance
- Grants authority to implement intervention if academic progress is not made {i.e. CEO operator for multiple schools, State School Reform/Redesign District (SSRRD)}
- Provides exemptions for districts under emergency management

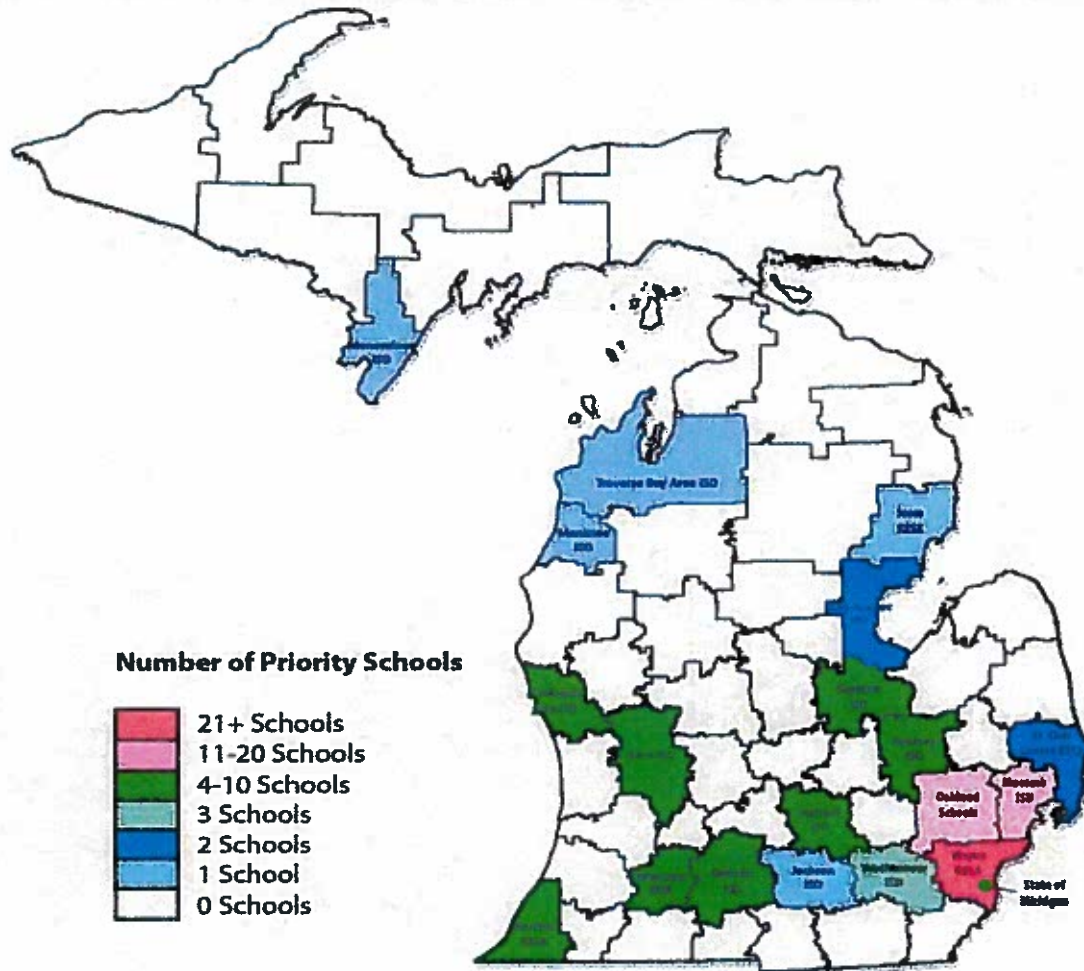
Executive Order No. 2015-9

- Transferred duties and responsibilities of the School Reform/Redesign Office to the Department of Technology, Management and Budget (DTMB).

*****See Handout*****

Michigan's Priority Schools

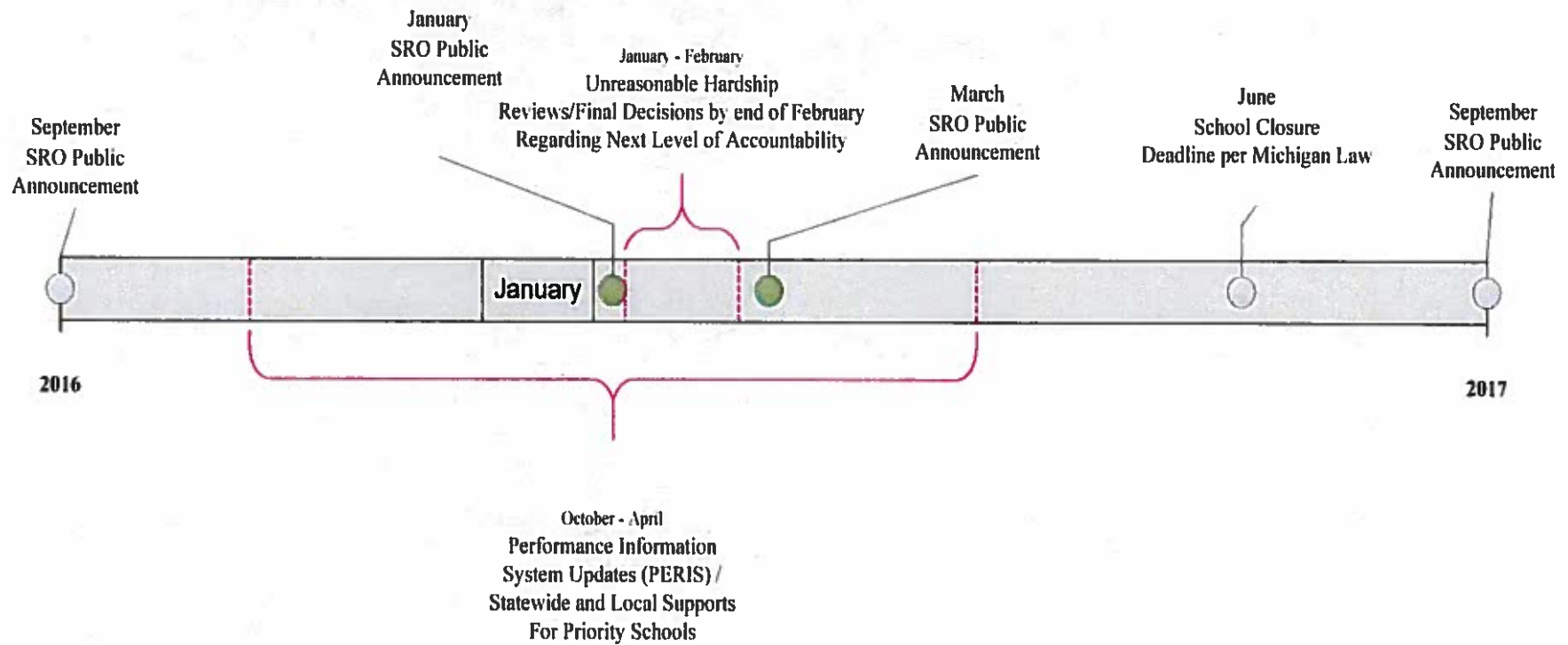
(by Intermediate School Districts - ISDs)



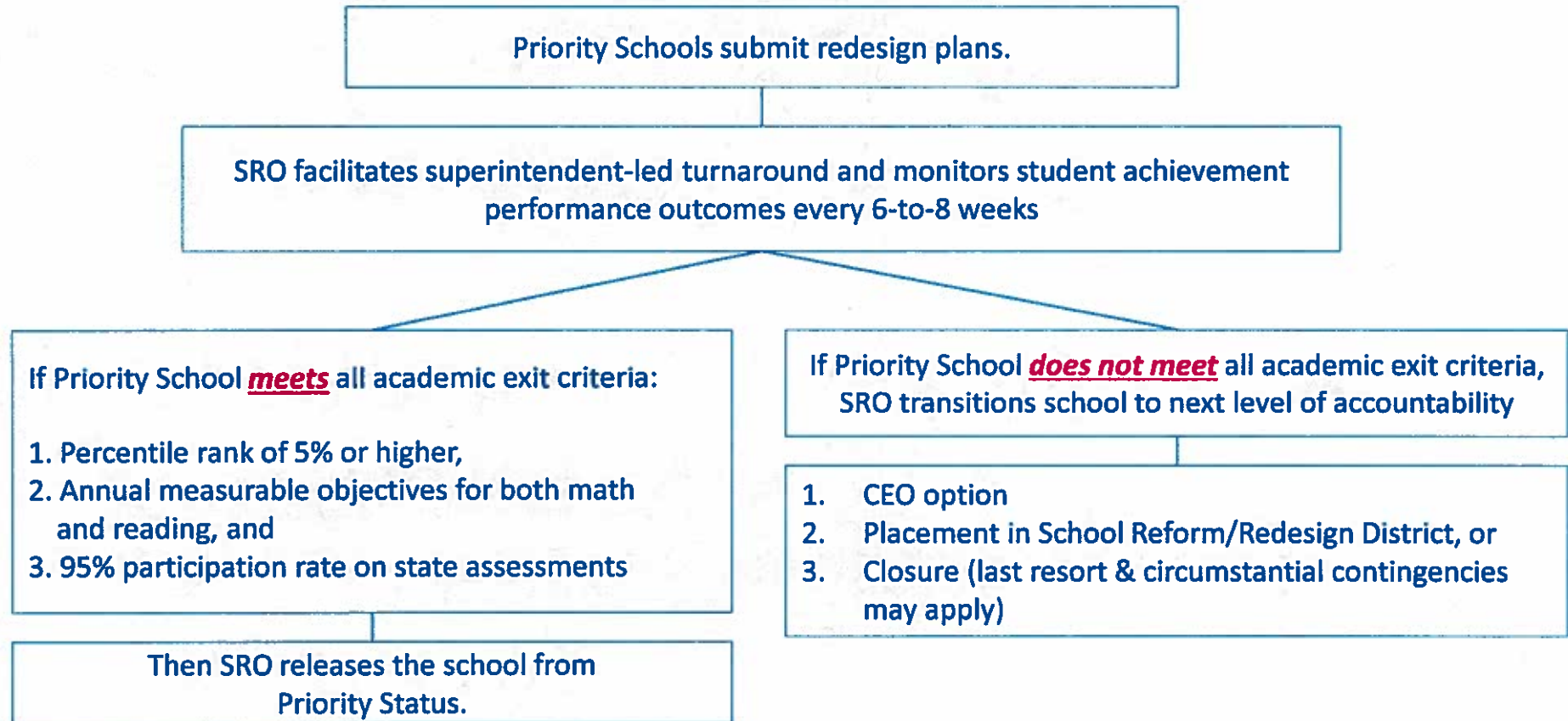
Key Data Points

1. School Districts = 76
2. Priority Schools = 186
3. Schools Below 5% = 136
4. Over 100,000 Kids
5. Released from Priority School Status = 79
6. NLA Priority Schools = 38
(Next Level of Accountability)

Academic Accountability Timeline



Academic Accountability Process



Key Considerations

- Geographic**: Are there schools within a reasonable number or miles from the school identified for NLA that serve the same grade levels as the identified school?

- Performance**: Are there schools that were identified during the geographic evaluation that also have an acceptable Top-to-Bottom ranking?

- Enrollment Capacity**: Do the schools identified within the Geographic and Performance evaluations have the capacity to enroll the student that would be displaced by the NLA Action?


Cohort and Count

Priority/PLA Cohorts				
Cohort	Identified Statewide	Closed	Released	Retained
2010	92	31	38 ¹	18
2011	40	7	23 ²	8
2012	88	23	34	18
2013	51	8	34	9
2014	60	7	11	TBD
2015	51 ³	4	TBD	TBD
2016	45 ⁴	1	TBD	TBD
Subtotal*	427	* Subtotal includes 20 schools renamed in multiple years.		
Total	407	81	140	53

3rd Grade Mathematics

Percent of students scoring Proficient or Advanced in Mathematics, 2009-10 to 2013-14

Mathematics 3rd Grade



• Statewide


• All Priority Schools

	2009-10	2010-11	2011-12	2012-13	2013-14
Statewide	36.30%	34.90%	36.00%	40.90%	40.10%
All Priority Schools	17.6%	14.6%	13.1%	15.8%	15.8%

3rd Grade Reading

Percent of Students scoring Proficient or Advanced in Reading, 2009-10 to 2013-14

Reading 3rd Grade




	2009-10	2010-11	2011-12	2012-13	2013-14
Statewide	64.50%	63.20%	62.00%	66.50%	61.30%
All Priority Schools	43.3%	37.4%	35.0%	39.1%	34.3%

8th Grade Mathematics

Percent of students scoring Proficient or Advanced in Mathematics, 2009-10 to 2013-14

Mathematics 8th Grade



Statewide

All Priority Schools

2009-10

2010-11

2011-12

2012-13

2013-14

30.20%

28.90%

29.00%

34.50%

34.50%

9.2%

9.8%

9.6%

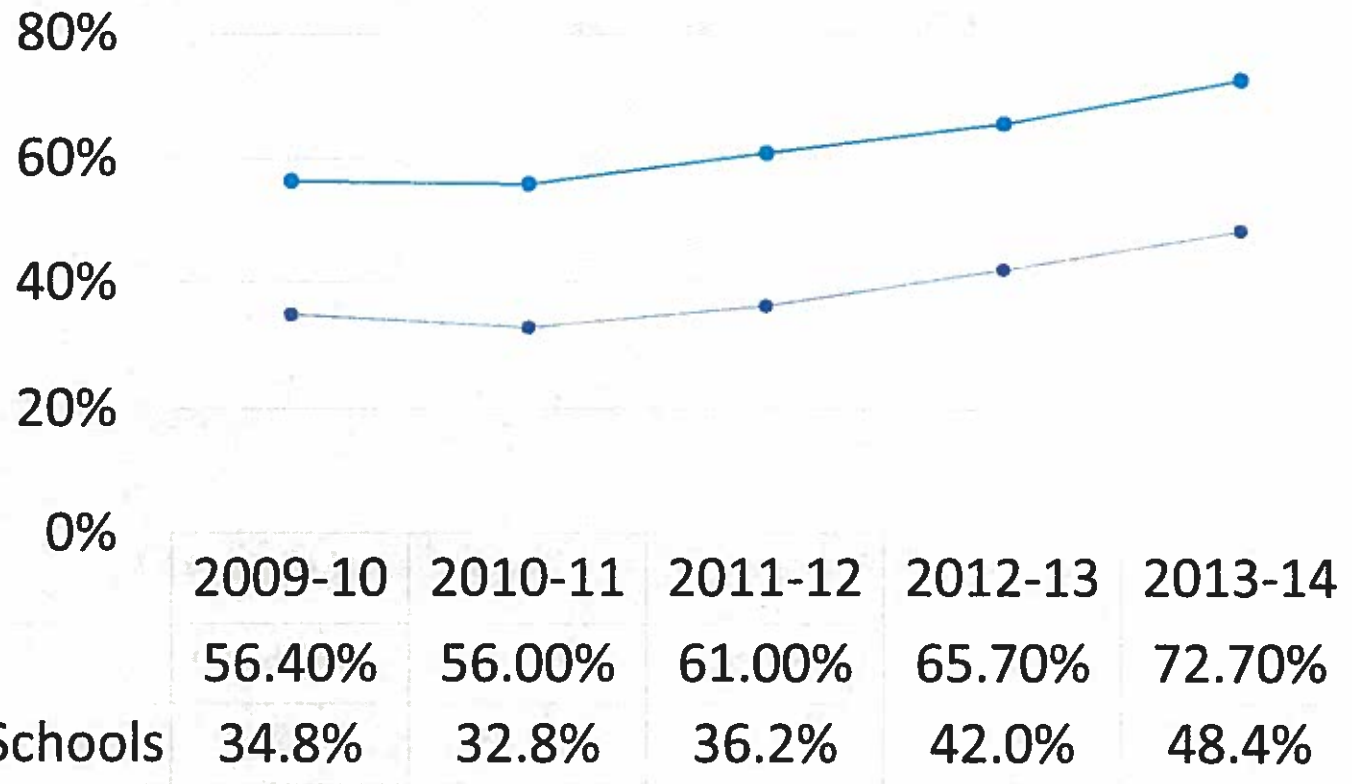
12.1%

13.1%

8th Grade Reading

Percent of students scoring Proficient or Advanced in Reading, 2009-10 to 2013-14

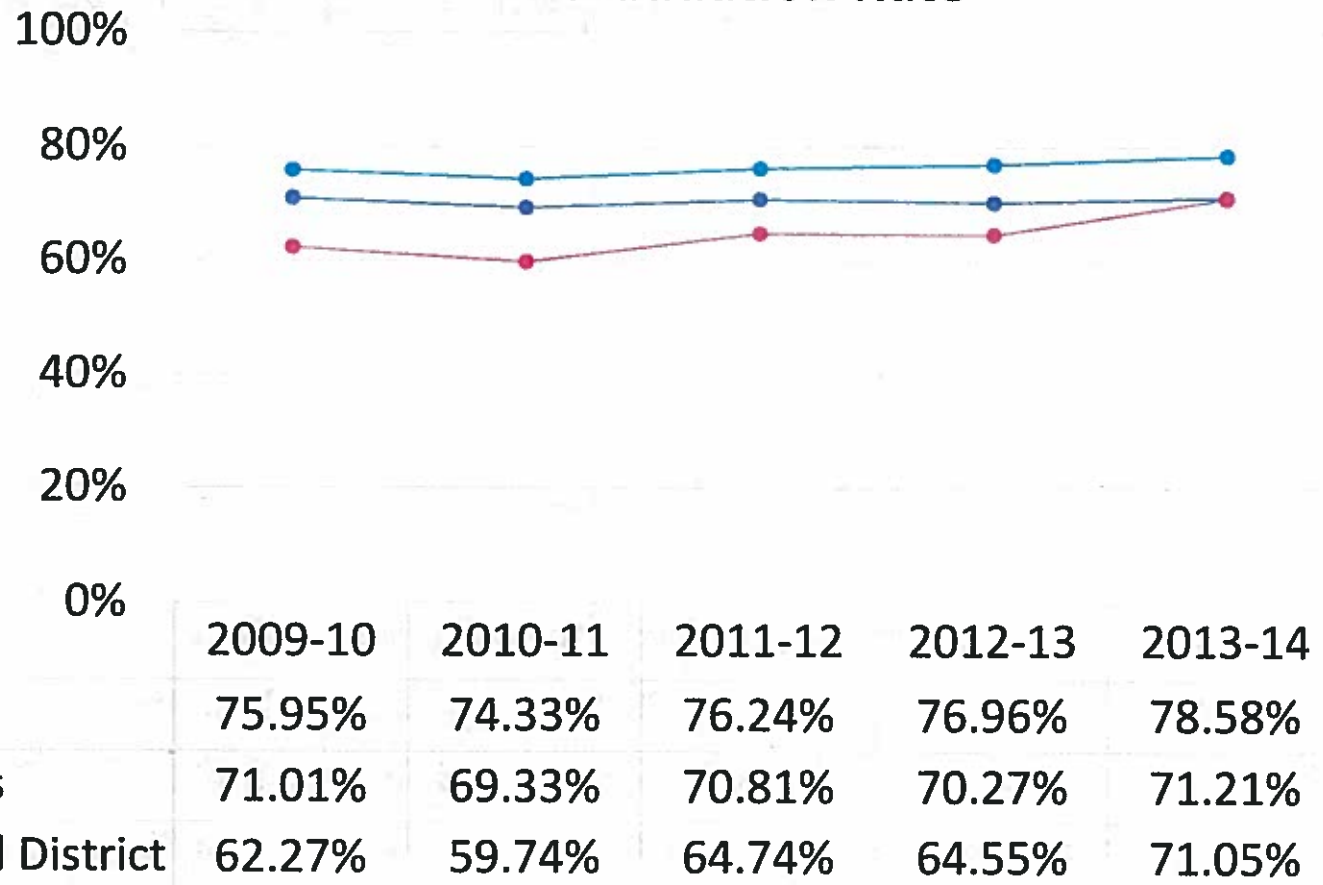
Reading 8th Grade



Graduation Rate

Percentage of students graduating in 4 years

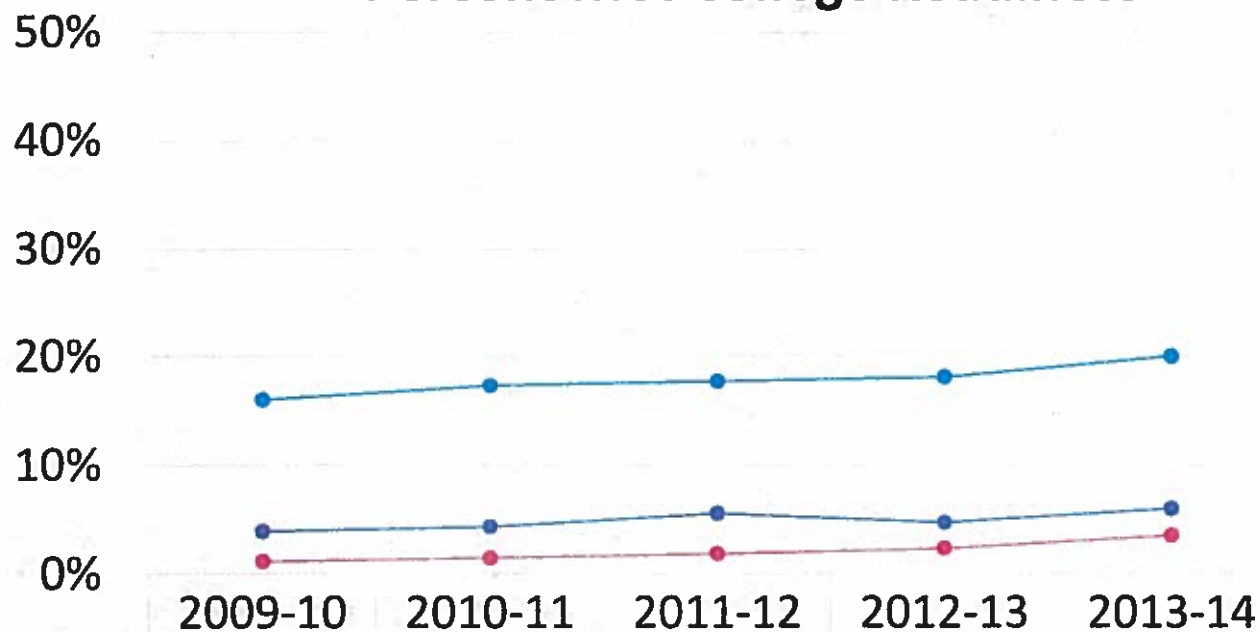
Graduation Rate



College Readiness

Percentage of 11th graders who met college readiness standards

Percent Met College Readiness



— Statewide

— All Priority Schools

— Detroit City School District

16.00% 17.30% 17.70% 18.10% 20.00%

3.90% 4.33% 5.55% 4.72% 6.01%

1.10% 1.40% 1.80% 2.30% 3.50%