



# House Bill 4192

Dr. Paul Salah, Associate Superintendent Educational  
Services, Wayne RESA

## Overview

- What is Curriculum—CCSS
- Achievement and Massachusetts
- Michigan Education and our Future


## Overarching Premise

- Local control should be reserved for the implementation of instructional strategies and differentiation of instruction based upon a balanced assessment regime.
- If we allowed every teacher and every district to select different standards we would see a devastating impact upon children and their opportunities to learn.

Paula's Feb 2017

## What is Curriculum

- A compilation of standards, resources, textbooks, instructional strategies and assessments designed to guide the learning process.



Paula's Feb 2017

# Common Core State Standards

## ELA

- Reading
- Writing
- Speaking and Listening
- Language
- Media and Technology

## Math

- Make sense of problems and persevere
- Reason abstractly and quantitatively
- Construct viable arguments and critique the reasoning of others
- Model with mathematics
- Use appropriate tools strategically
- Attend to precision
- Look for and make use of structure
- Look for and express regularity in repeated reasoning

Paul Sahlin Feb 2017

# Common Core

- Focus upon research in **learning progressions** and cognitive science research that has been ongoing for decades.
- Allows for coherent teaching across multiple grade levels.
- Let's take a deeper look at one example...

Paul Sahlin Feb 2017

WHAT will students learn?	K.OA.A.2 Kindergarten	1.OA.C.6 Grade 1	2.NBT.B.5 Grade 2	3.NBT.A.3 Grade 3
Add and subtract	Within 10	Within 20	Within 100	Within 1000
HOW will students demonstrate their learning?	Using objects or drawings to represent the problem			
		Using strategies such as counting on		
		Using the relationship between addition and subtraction		
			Using strategies based on place value	Using strategies based on place value
			Using properties of operations, and/or the relationship between addition and subtraction	Using properties of operations, and/or the relationship between addition and subtraction
				Using algorithms based on place value

## The Cost



### Each time standards are changed, there are tremendous costs to Michigan's Students:

- Tens of Thousands of Hours in Training for educators
- Millions and Millions of dollars in text books and resource adoption
- Millions and Millions of dollars in Substitute Teacher costs
- Tens of thousands of hours of instruction without the teacher of record
- Tens of thousands of hours developing formative and summative assessments designed to inform instruction.

## Overall Sentiment

- The Common Core State Standards are not the problem.
- We spend too much time in the talking about how we are going to fix education, debating accountability systems, debating which assessments are best.
- We do not spend enough time talking about what successful schools look like.

Paul Vohs Feb 2012

## Massachusetts and Tennessee

Paul Vohs Feb 2012

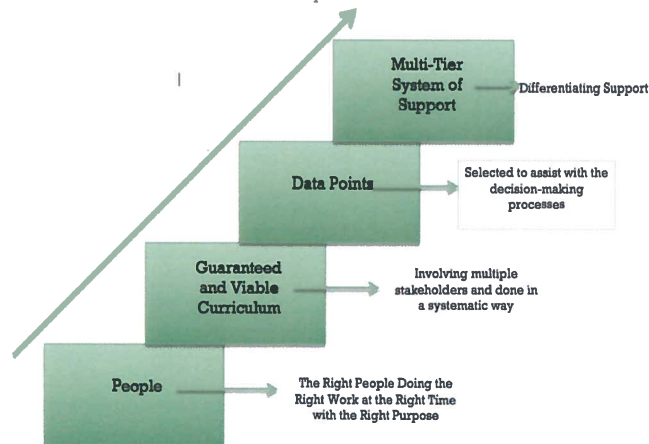
## It appears that...

- 🌐 We want to believe that if we adopt standards from a high performing State, like Massachusetts, we will naturally score higher on state summative assessments, but the standards are one aspect of the equation.

Paula Salas Feb 2017

## Successful Schools

The Not so Secret Recipe to Education Reform






Salas 2016

Paula Salas Feb 2017



## Dr. Nelson Maylone

### The Relationship of Socioeconomic Factors and District Scores on the Michigan Educational Assessment Program Tests: An Analysis

-  1. Percent of students receiving Free and Reduced Lunch
-  2. Percent of District Lone Parent Households
-  3. Annual Mean District Household Income

Paul Salah Feb 2017

## Back to Maylone

Variable	Michigan	Michigan Rank	Massachusetts	Rank
Population	9,698,396		6,558,724	
Poverty Rate Overall	15.8%	36	11.5%	13
Poverty Rate of Children	22%	36	14.5%	12
Hunger or Food Insecure	14.9%	35	9.7%	2
Single Family Household	36%		32%	
Mean Household Income	\$45,981		\$64,859	
Educational Allocation Per Pupil	\$11,464		\$15,087	
Total Education Budget	*\$12.5 Billion		*\$13.1 Billion	

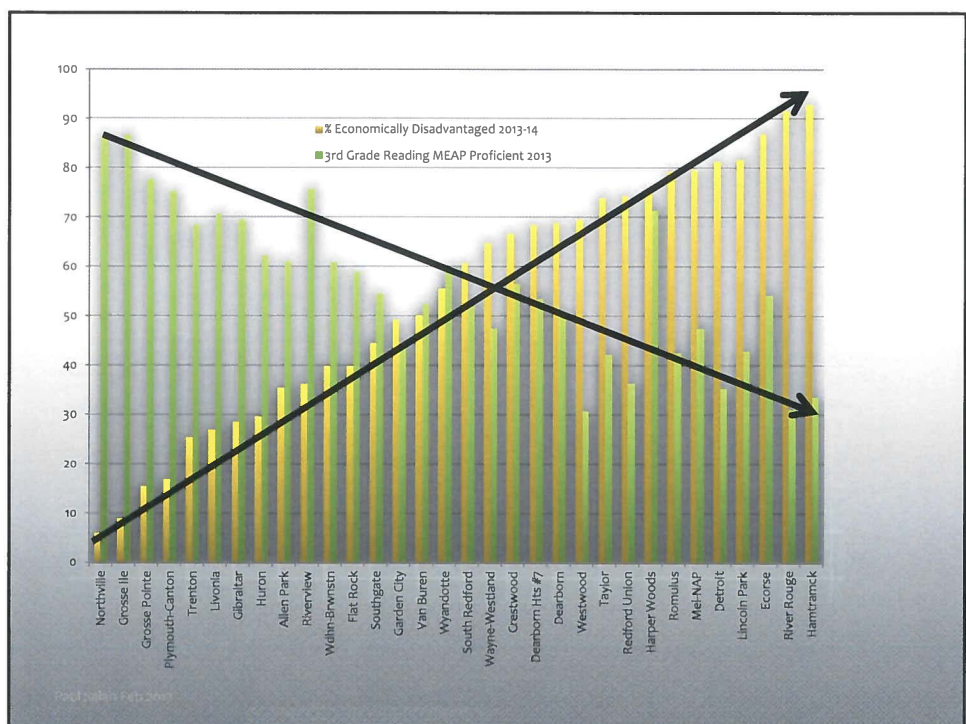
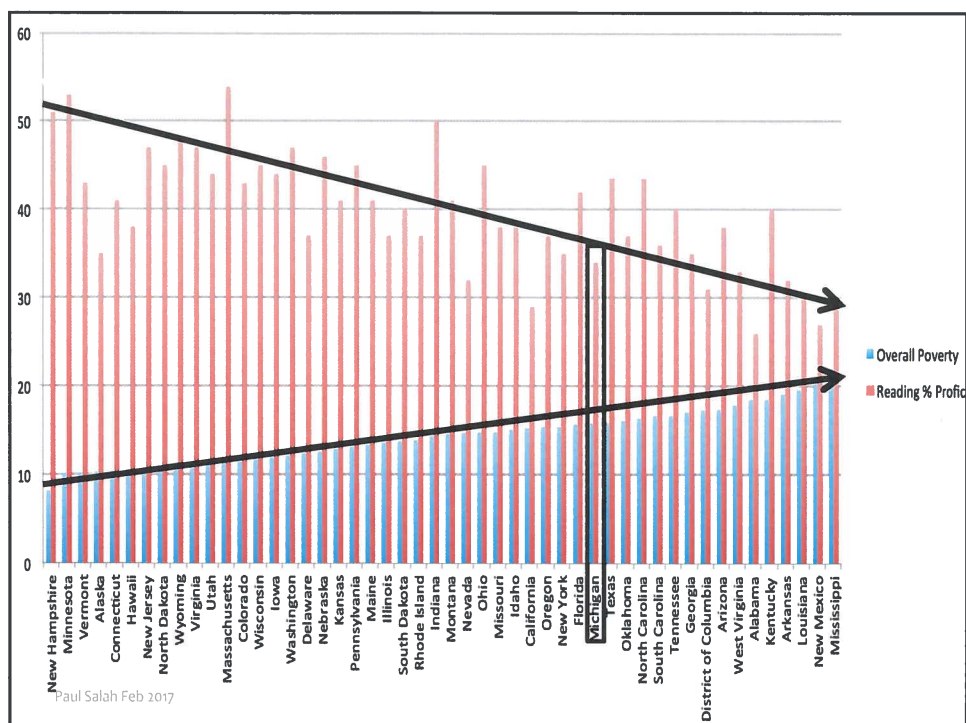
<https://talkpoverty.org/poverty>

[http://profiles.doe.mass.edu/state\\_report/ppx.aspx](http://profiles.doe.mass.edu/state_report/ppx.aspx)

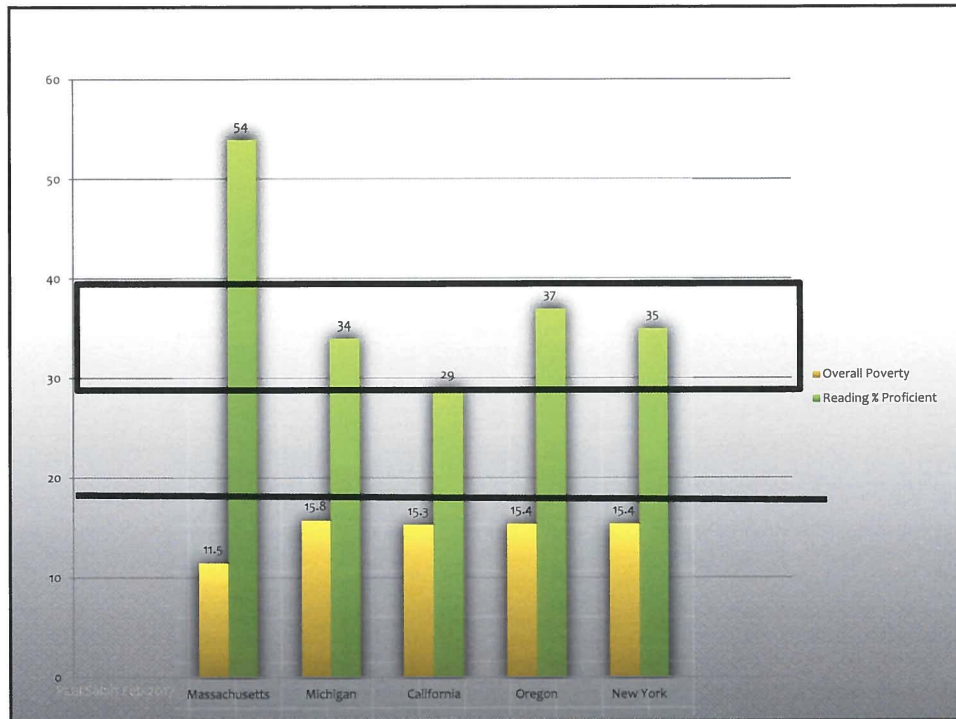
Massachusetts spends over half a billion dollars more annually on their overall education system, yet their population represent 3,139,672 fewer people.

**\*\*Table Represents 2014 Data**

Paul Salah Feb 2017







## Memphis, Tennessee

- 🏫 K-8 Building with 400 Students
- 👤 Principal and Assistant Principal
- 👤 PLC Coach
- 👤 Reading Interventionist
- 👤 Math Interventionist
- 👤 Science Interventionist

Paul Sahlin Feb. 2017

## Our Future

- 🌐 We are trying to change the system **by mid-course correcting** without giving ourselves an opportunity to utilize the training and resources we have adopted across the state.
- 🌐 I'm here to ask that you give us some time to dig deeply as an education community. To implement the standards and stay the course without another change.

Paul Salah Feb 2017

## Contact Information

- 🌐 Dr. Paul Salah
- 🌐 [Salahp@resa.net](mailto:Salahp@resa.net)
- 🌐 Twitter: @PaulSalah

Paul Salah Feb 2017